

CROSSROADS TO JERICHO

From the book SCRAP QUILTS

MAKING THE BLOCK

8 ½ x 8 ½ finished

White muslin
4 different light floral fabric.

From white muslin cut
5-2 ½" squares
From each light floral cut 1- 2 ½"
square .

From each light floral
fabric ,cut 1 -5 1/8" square.
Cut the square **from** comer to comer
making 2 triangles. Set one of each of
the triangles to the side for another
block.

MAKING THE CENTER 9 PATCH

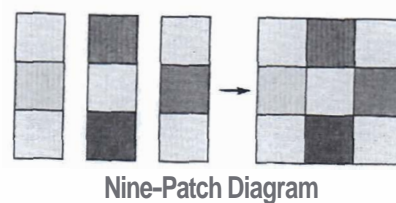

For the 1st and 3rd strip of **your nine**
patch, sew 1 muslin, 1 floral, 1 muslin
together.

For the center strip sew 1 floral, 1
muslin. 1 floral together.


Sew the 3 strips together, making sure
the floral squares are on the out side of
your nine patch.

Sew the triangles to each side
matching the colors.

Trim to 9" square.



Nine-Patch Diagram



Block Assembly Diagram