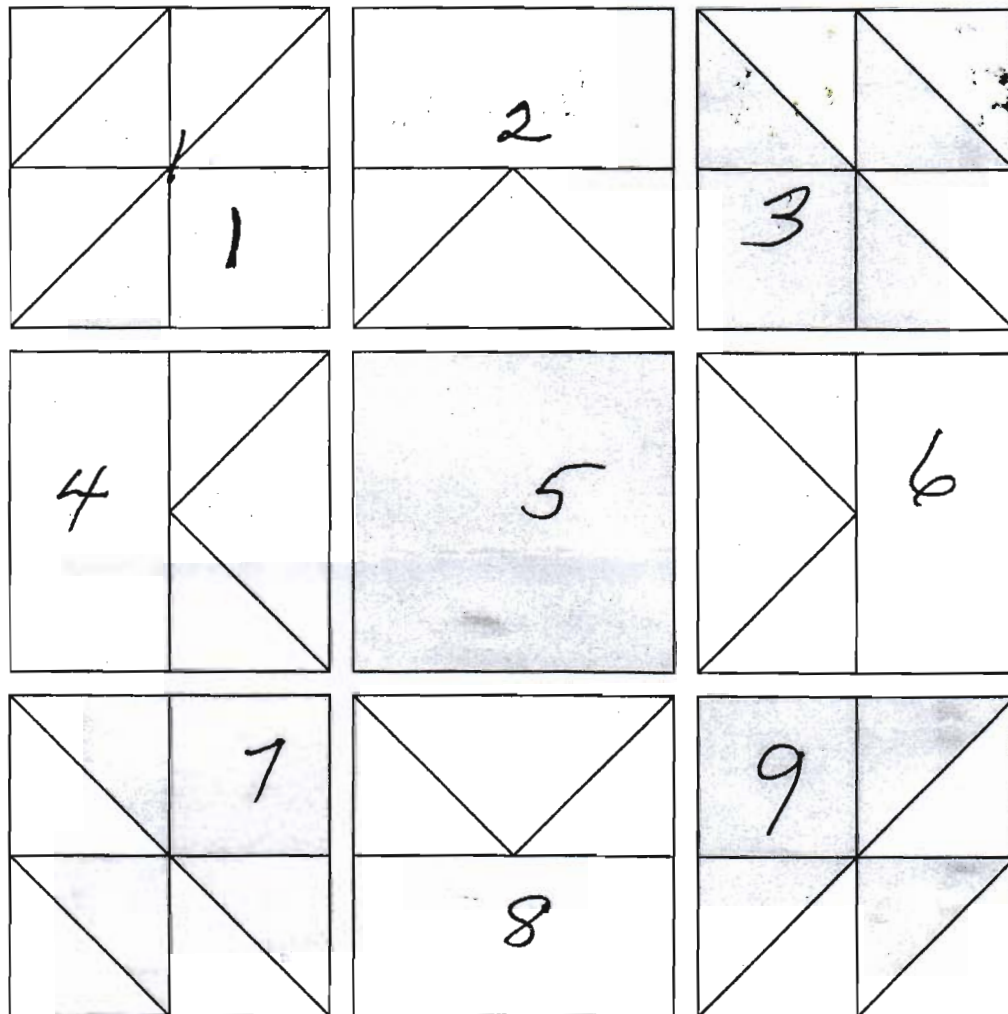


SUMMER WINDS  
DUE JULY 2011

THIS WILL BE A KIDS BLOCK. SO  
GET OUT YOUR FAVORITE KIDS  
FABRIC AND START CUTTING.  
USE A FOCUS FABRIC AND 2  
COORDINATING FABRICS PLUS  
A WHITE BACKGROUND.

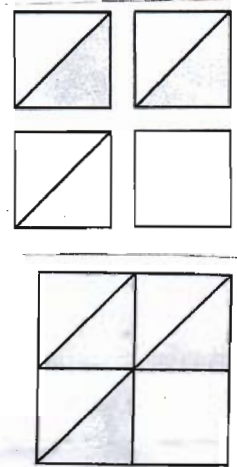


SUMMER WINDS  
DUE JULY 2011

1,3,7,9,  
CORNER SQUARES (4)



FROM THE BACKGROUND & THE  
FOCUS FABRIC, MAKE 12-- $\frac{1}{2}$ " SQUARE  
TRIANGLES  $2\frac{1}{2}$ " X  $2\frac{1}{2}$ ".  
CUT 4--  $2\frac{1}{2}$ " SQUARE FROM THE 2<sup>ND</sup>  
FABRIC FOR THE CORNER.

*Cut  $3\frac{1}{2}$ " from*



2,4,6,8

MAKE A  $2\frac{1}{2}$ " X  $4\frac{1}{2}$ " FLYING GEESE  
FROM THE 3<sup>RD</sup> FABRIC &  
BACKGROUND FABRIC. ADD A  $2\frac{1}{2}$ " X  
 $4\frac{1}{2}$ " STRIP OF THE 3<sup>RD</sup> FABRIC TO  
THE TOP.



CENTER

CUT 1--  $4\frac{1}{2}$ " X  $4\frac{1}{2}$ " SQUARE FROM  
THE FOCUS FABRIC..

SEW TOGETHER USING GRID ON  
FIRST PAGE.

HAPPY SEWING