



Bits and Pieces

Brazos Bluebonnet Quilt Guild Newsletter

Volume 35, No. 8, August, 2013
Anne Perry, Editor Michaelae Jackson, Co-Editor

BBQG President's Letter – August, 2013

“Individual commitment to a group effort - that is what makes a team work, a company work, a society work, a civilization work.”

- Vince Lombardi, one of the best and most successful coaches in NFL history.

Commitment to our quilt guild is the only thing that makes it work. The speakers & their workshops, our retreats, bus trips and holiday parties are only possible with the funds we have available. The majority of our income is from raffle ticket sales and the quilt show we host every two years. The problem we're having is that we need more participation from guild members. Please consider becoming a “team player” by signing up to sell raffle tickets or buying tickets yourself. We have several opportunities to show our quilt but are short on people willing to sit with it. For the quilt show, we need volunteers for food, ticket sales, raffle quilt booth, hanging the quilts, clean up, the Bluebonnet Boutique Booth, donation baskets, the intake of quilts & quilt appraisal scheduling. Our Quilt Show Committee has a job for everyone, so please help us have a successful show by volunteering!

Sherrill Johnson
President, BBQG

August Meeting, Workshop and Board Meeting Notices

Our guest speaker for August is Judy Steward, whose lecture is about free-motion quilting. She will also be teaching a workshop on Wednesday, August 14.

The August BBQG Board Meeting is scheduled for Monday, August 5, 2013 at Hobby Lobby in their classroom at 6:00 PM. All BBQG members are invited to attend.

Welcome New Member in July:
Francie Baxter

Will Work For Food!

I know it is July, but we only have two (2) meetings left before the quilt show! Wow! Stephanie Fazzino and I are teamed up to do “Quilters’ Kitchen” duty again this year.

...continued on page 2



continued from page 1...

As in the past, we need food donations to serve the show volunteers and the vendors. The vendors are always amazed at the great food we provide.

Please be thinking of a dish to share, bottled water to bring, a crock pot of something, etc. We will have a sign up sheet starting at the July meeting; you may also email me <bssprott@gmail.com> or call me 979-820-1856.

Sue Sprott

"Basket Blitz" time again!

We are collecting baskets for the Basket Blitz for the Quilt Show. Please consider gathering items to create a basket to have in the Blitz. This is a great fund-raiser for the guild and we need a lot of baskets to make it successful. Baskets can be quilt themed or not or a combination. Remember there are some people who come to the show who may not be quilters. **Please have all baskets to Kimberly D. by September 7** so we have time to get them wrapped. Please email Kimberly a list of the items in the basket so the show cards can be made at dachsie@earthlink.net. We ask that you include a receptacle to put the tickets in the theme of your basket and \$5 for wrapping costs. Please help make this a success! For more information please contact me.

Kimberly Debona

2013 BBQG Programs and Workshops

Judy Seward will present a machine quilting lecture and workshop in **August**.

October - Bonnie Hunter - scrap quilts; and
November - Lenore Crawford - art quilts.

Susan Kelly

First VP - Programs



Above is Lisa Hahn, first-time quilter, with the work she finished at the Summer Retreat.

White Elephant Booth

We have a new booth in the show. It is the "White Elephant" booth.

This booth is for all the extra books etc. from the library and also anything else quilt-related that you would like to donate. These things could include the tools you bought and didn't like, fabric, blocks that you will never use, books and magazines, etc. Now is the time to clean it all out!

Also, if anyone would like to help out in the booth I would sure appreciate it.

Sue Idol

Buzz from the Bees

The **Busy Bees** have been working on individual projects as well as the 2014 Donation Quilt and attending retreats. Vacations have kept us from meeting routinely, but we'll be back on schedule this month.

Quilt 'n Peace members will finish binding the donation quilt for Alzheimer's Association this month and ready it for the Quilt Show. In addition to several care quilts ready for distribution by the Guild, we will give a care quilt to a church choir member who is undergoing chemotherapy. Several members went on a mission trip to LaSara, TX thinning out our fabric supply and donating

...continued on page 3

continued from page 2...

four sewing machines to local residents who learned how to service and use the machines. Thank you for the fabric and machines donated by Guild members during last year. We will take our usual 5th Tuesday trip on July 30 and not meet in August.

When not traveling or spending time with grandkids, the **ThumbleBees** have been busy this summer working on individual quilt and knit projects. The bee is also in process of putting together a basket of assorted batiks for the BBQG Basket Blitz.

Six members of the **Happy Scrappers** attended bee at the Stark Galleries at A&M to coincide with the quilt exhibit at the gallery. We worked our normal bee hand work and the visitors were interested in our projects.

The **Out of the Box Bee** held their monthly meeting. They are planning a group quilt for the quilt show in September. There was much discussion about this. Members also shared projects that they are working on individually. These always generate much discussion and interest.

Kathy Ashley

Bee Keeper



Above is the Summer Retreat's Care Quilt



Stitch Haven

1600 South Day Street
Brenham, Texas 77833

(979) 836-3200

FAX (979) 836-3355

www.stitchhaven.com

stitchhaven@mail.com

"For those who love quilting, needlework and fine fabrics."



**On July 9,
quilters
worked on
projects for
the Blue-
bonnet
Store at
the BBQG
Quilt
Show.**



Terry Skrabanek
Owner

Exquisite Fabrics & Classes
Notions Patterns Books
Authorized BabyLock Retailer
Handi Quilter Rep

LONE★STAR Quiltworks

4301A S. Texas Ave.
Bryan, TX 77802
www.lonestarquiltworks.com

(979) 595-1072
FAX (979) 595-1074
lonestarquiltworks@suddenlink.net

Summer Retreat Group



Below: Maggie's Feathered Star was designed by Deb DeRoche.



Brazos Bluebonnet Quilt Guild



Carrie Anderson won the friendship blocks.



Above: Melody Nelson and quilt

Peek-a-Boo Bag Ladies



August, 2013 Newsletter

On-line Registration for BBQG Quilt Show

On-line quilt registration for the 2013 show is now available on the BBQG website. **Your entry forms must be received by August 13, 2013. No entry forms will be accepted after August 13, 2013.** One entry per entered quilt will be required. A digital picture of your entry is required when your registration is submitted. If you have difficulty registering on-line, assistance will be available at the August guild meeting. Bring a completed worksheet and an identifiable color photograph for each entry. On the back of each photograph write the exact width and length of the quilt, your name, address and phone number. There is a \$15.00 per quilt fee for non-Bluebonnet Quilt Guild Member entries. There is a \$5.00 per quilt fee for Bluebonnet Quilt Guild Members.

There is a limit of two (2) quilts per category per person except in the traditional pieced quilt category. The traditional pieced quilt category is limited to four (4) entries per person because this category is so large. All entries must have been completed within the last three (3) years. Complete instructions are available on the website quilt show page.

Early entries may be turned in to Jane Crouse, 5537 Somerford, Bryan, Texas on Tuesday, September 24 from 9am to 2pm. Call for earlier/later times. Quilts received on September 24 will require you to sign a liability waiver for the two days Jane will be storing them. All other entries may be turned in to the intake table between 7:30 a.m. and 9:00 a.m. on Thursday, September 26, 2013. No entries will be accepted after 9:00 a.m. September 26, 2013.

Contact Jane Crouse (979) 774-1695 if neither of these options will work for you.

Area Quilt Shows

September 13-14 - Caldwell - 27th Annual Quilt Show at the Civic Center; no admission charge; over 80 quilted items; Country Store; Raffle Quilt by Creative Memories Quilt Guild; hours: Friday, September 13th 9 a.m. - 6 p.m.; Saturday, September 14th 9 a.m. - 4 p.m.

September 20-21 - Golden Needles Quilt Guild in Conroe, TX presents "Galaxy of Stars", a quilt Show & Live Auction at the Lone Star Convention Center in Conroe, TX. Admission is \$7 (\$5 Seniors). For more information: www.goldenneedles.org.

Sept. 27-28 - Chisholm Trail Quilt Guild Show, Dell Diamond Heritage Center, Round Rock. For more info, see website at www.ctquiltguild.org.

October 17-19 - The Original Sewing & Quilt Expo is coming to Fort Worth, TX at the Will Roger Memorial Center. Daily admission is \$10 & the hours are 10 AM - 6 PM Thurs/Fri and 10 AM - 5:30 PM Saturday. For more information: www.sewingexpo.com

Norma's Quilt Studio
"Long Arm Magic"
310 Stony Hills Ct.
College Station, TX 77845
Quilts completed
in 3-5 weeks!
Norma Reel
njquilts@verizon.net
586-770-7166

Minutes for BBQG Meeting Tuesday, July 9, 2013 at 7:00 p.m.

Location: Brazos Center

Introduction of the Evening's Program - Susan Kelly
Susan introduced Georgann Wrinkle and we had a wonderful and informative presentation of the history of Baltimore Quilts. She brought many lovely samples of quilts that she has made.

Start of Business Meeting:

Treasurer's Report:

Charlotte Simpson gave the treasurer's report of account activity for the past month. As of July 1, 2013, total assets are \$24,645.27. Checking \$ 11,901.84, Savings \$ 12,743.43

June minutes were approved as published. Motion to approve minutes made by Kerry Dwyer and seconded by Linda Bridges.

2nd VP - Membership - Debbie Ginn

We had one guest and one new member.

Sunshine & Shadows - - Lynn Thurston

Six cards were sent: Four "Thinking of you" and two Sympathy

Block of the Month - - Linda Winder

The blocks of the month is an Amish-style quilt. This month's block is Jerusalem Cross. Jane Riggs drew for the blocks. Lorraine Lawrence won them.

Door Prizes - - Marty Fuller

Door prizes were donated by Lone Star Quiltworks, Country Living Quilts, Sue Sprout and Michael Jackson.

Committee Reports

Arts Council - - Mary Ann Durbin

Please go and see the display at the Stark Gallery. Exhibit is "Quilts of Comfort" More information is in the newsletter.

...continued on page 7

Bridges Stitches

Custom Quilts and Machine Quilting

908 Pershing
College Station, TX 77840
thebridges@suddenlink.net

Linda Bridges
(979) 696-3410

Peggy Cooper
(979) 828-3460

Bluebonnet Shop Workday - July 9



Above: Laverne On-drasek displayed mother-daughter aprons which she created for the BBQG Quilt Show.



continued from page 5...

Brazos Center Window - - Debbie Brooks

Linda Novosad's quilts are there now. During the Quilt Show there will be a memorial for quilt members who have passed.

Care Quilts - - Luci Smith

97 care quilts have been given out.

Donation Quilt - - Luci Smith/Jo Ann Williams

\$1,926.00 has been raised so far. Heritage Park has been the best sales so far. Lucy asked for volunteers to sell tickets at the antique show.

Challenge Quilt: "Quilt Your Pet" - Nadine Stuth

Nadine showed an example of a Pet Peeve.

Library - - Sue Idol

Our library has lots of books. There will be a white elephant booth at the quilt fair. Duplicate books will be sold there. Everyone was invited to donate items they do not want to this booth.

Website - - Chris Deppe

Remember to always label pictures with names

Summer Retreat - - Rowena Reed

A wonderful time was had by all. Many quilts were finished and everyone received a cute apron. Sue donated a care quilt that everyone helped make.

Soldier Squares - - Marian Dierschke

Marian brought kits for people to make Soldier Squares

Quilt Show - - Debbie Schulz

Sherrill announced that we need a volunteer to schedule the appraisals for the quilt show. [Added note: Connie Silber later volunteered to do this.] Quilt show registration will begin on-line on July 1. The last day for quilt registration is August 13. There is a \$5 charge for BBQG members and \$15 charge for non-members.

Sign-up sheets for the quilt show are available now - we need helpers for food, quilt hanging, appraisal helpers, ticket sales & the Donation Quilt. We need more basket donations.

Programs - - Susan Kelly

Sign-up sheets were passed around for several upcoming workshops. Judy Stuart will be in August and Bonnie Hunter in October. We will also be having a meeting featuring guild members who have special skills. Please let Susan know of whomever you would like to learn from.

New Business

Louise Hall, who was a member of the BBQG passed away last month. She will be included in the Memoriam Exhibit at the BBQG Quilt Show in September.

Pat Patterson showed squares that he has been given for a "Quilt of Valor". He challenged the guild to make a red, blue and white or cream 8 1/2 inch block and bring it to the next meeting. Quilts of Valor is celebrating their 10th anniversary by making 100 quilts or more. He wants us to be part of the celebration.

Theresa said the Bluebonnet Boutique workday was very successful and reminded people that they can bring their items to the meetings or call her and she will pick them up.

The Quilt Guild of Greater Houston will be sponsoring a trip to the Stafford Center on Friday and Saturday.

Country Living Quilts in Flynn will be having a 10% sale.

Meeting adjourned with commencement of Show and Tell.

Respectfully Submitted,

Maggie McGuire

Secretary Elect

2013 Officers:

President - Sherrill Johnson
President Elect - Norma Reel
1st VP Programs -- Susan Kelly
1st VP Programs-elect - Ann Bay
2nd VP Membership--Debbie Ginn
2nd VP Membership-elect - Brenda Brown
Secretary -- Betty Bugh
Secretary Elect - Maggie McGuire
Treasurer -- Charlotte Simpson
Treasurer Elect -- Pat Patterson

Committees and Chairs:

Arts Council - Mary Anne Durbin
Beekeeper - Kathy Ashley
Brazos Center Window - Debbie Brooks
Block of the Month - Linda Winder
Care Quilts - Luci Smith
Challenge Quilts - Nadine Stuth
Christmas Party - Sue Spratt
Dallas Bus Trip - Sue Spratt
Door Prizes - Marty Fuller
Habitat for Humanity - Nancy Searcy
Library - Sue Idol
Newsletter - Anne Perry
Quilt Education - Carol Willson
Quilt Show - Co-Chairs: Debbie Schulz and Betty Bugh
Raffle Quilt - Luci Smith (replacement needed in March)
Scholarships - Becky Holloway
Soldier Squares - Marian Dierschke
Sunshine & Shadows - Lynn Thurston
Summer Retreat - Rowena Reed
Website - Chris Deppe
Winter Retreat - Connie Silber

Celebrating the Fourth of July in Fabric...
**Texas Quilt Museum debuts
"America The Beautiful" exhibit**



Velda Newman's Freedom is Fragile

June 28, 2013—La Grange, Texas—Just in time for Independence Day, the Texas Quilt Museum is proud to announce its next major exhibit, "America the Beautiful." It opens July 5, and **Museum hours are 10 a.m.-4 p.m. (Thursdays-Saturdays), and Noon-4 p.m. (Sundays).**

Inspired by the familiar patriotic song of the same name, the exhibit celebrates the bounty of the land and the patriotic fervor of its citizens in all three galleries this summer. It was curated by Dr. Sandra Sider, the Museum's consulting curator.

"I am especially excited about this exhibit because it really showcases an incredible body of work, as wide and varied as the topography of the country itself," says Museum co-founder Karey Bresenhan.

Co-founder Nancy O'Bryant adds "And as it contains both antique and contemporary quilts, it also serves as a history lesson of how quilting has developed and thrived along with our country."

The exhibit will feature a total of 50 quilts split into these areas:

Galleries I & III - The familiar refrain of "America the Beautiful" inspired our exhibit of more than 40 quilts celebrating America's natural beauty, as expressed in landscapes, seascapes, and floral displays.

Gallery I (Balcony) - The song's lyrics end with a verse praising "patriot dreams that see beyond the years," and we have a rousing display of red, white, and blue antique quilts from the collection of International Quilt Festival. It is highlighted by California quilt artist Velda Newman's Statue of Liberty interpretation, Lady Liberty.

Gallery II - Eight monumental quilts (including one made from feed sacks) by New Jersey artist Teresa Barkley remind us that waves of corn in America's heartland extend to the horizon. And her quilts referencing postage stamps illustrate the popular appeal of commemorative imagery.

The Texas Quilt Museum is located at 140 W. Colorado St., La Grange, Texas 78945. It opened in 2011 and is housed in two 19th century buildings in the Historic District of La Grange. Its restoration has won both Preservation Texas and Main Street awards. The Museum complex also includes a period Texas garden with a monumental 13' x 85' outdoor mural, Quilts...History in the Making, as its focal point.

Learn more at www.texasquiltmuseum.org



APPLIQUE AWAY ON GALVESTON BAY 2014!

APPLIQUE CONFERENCE

FEBRUARY 23-27, 2014

REGISTRATION IS NOW OPEN

CLASSES ARE FILLING!

Come join us for four appliqué packed days on beautiful Galveston Bay in Texas. Stay at The Tremont House, one of the Historic Hotels of America.

The conference will offer 2 full day two-day classes for all skills levels and a variety of appliqué techniques including traditional, dimensional with embellishments and wool appliqué.

The instructors will be **Bobbie Ashley**, **Sue Garman**, **Lisa Erlandson** and **Alice Wilhoit**. Their class projects are pictured and described on the web site.

We are pleased to announce that Georgann Wrinkle be the keynote speaker at the banquet on Wednesday evening. Her topic will be "Baltimore Album Quilts and their Charm".

Live close to Galveston? Check out the conference/no lodging rate! You take classes each day and stay off site. Check the website for more information.

Learn all about the conference, schedule and teachers on the website at www.appliqueawayongalvestonbay.com.

Share with all your quilting friends!

As Alice Person, a TAS member from Conroe, Texas, said in her evaluation, "**Appliqué Away 2013** outdid any other retreat or conference that I've ever attended!"

Sally Coble, Amy DePan, Bonnie Gustafson and Judy Purgason
Conference Organizers

Questions? Contact Amy (adepan@yahoo.com) at 281-376-9185
or
Bonnie (bongus@sbcglobal.net) at 281-357-0810

AMISH-STYLE QUILT

You are encouraged to make a block-of-the-month for the BBQG and a block for yourself. At the end of this year you will have 12 Amish-style blocks to make your own Amish-style Sampler Quilt. Amish-style quilts are made of solid color fabrics. Amish-style quilts typically feature two or three dominant colors. An inner border is added to frame the quilt; a second border (twice as wide as the first) is added. Additional borders may be added as desired. A color already in the central design of the quilt is used in at least one border. Light colors and white are rarely used in Amish-style quilts.

Kona Cotton is a good choice for Amish-style quilts.

Mitering is rare in Amish-style quilts, as is bias binding.

BLOCK OF THE MONTH: OLD GREY GOOSE

AUGUST, 2013

Cut:


- 1 – 6 ½" square of turquoise fabric
- 4 – 3 7/8" squares of turquoise fabric
- 2 – 4 ¼" squares of turquoise fabric
- 4 – 3 ½" squares of black fabric
- 1 – 7 ¼" square of black fabric
- 2 - 4¼" squares of black fabric

Sew: *Stitch a scant ¼" seam*



Using the 4 ¼" squares, make four half-square triangles.

Draw a diagonal line on the wrong side of each 4 ¼"turquoise square. Layer a black square and a turquoise square (right sides together). Stitch a scant ¼" on each side of the drawn line (see illustration on following page). Rotary cut each pair of squares apart on the drawn line. Open, press toward black, trim to 3 ½".



Make 4 flying geese:

Align two $3\frac{7}{8}$ " turquoise squares (A) on opposite corners of the $7\frac{1}{4}$ " black square, right sides together. Draw a diagonal line as shown in the illustration below. Stitch $\frac{1}{4}$ " each side of the line. Cut apart on the drawn line.

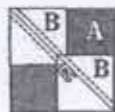
Open the two sides. Press toward the turquoise to form a "heart" shape.

On the remaining corner of each of these units align the remaining $3\frac{7}{8}$ " turquoise squares.

Draw a line to the corner and stitch $\frac{1}{4}$ " each side of the line. Cut on the line and press. You now have 4 flying geese.

technique

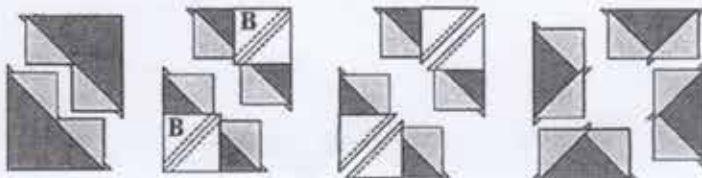
Fast Flying Geese. Align 2 B's on opposite corners of an A, right sides together. Draw a diagonal line as shown and then stitch $\frac{1}{4}$ " out from both sides of the line. Cut apart on the marked line.



Open out the B's and press the unit.



On the remaining corner of each of these units, align B's. Draw a line from corner to corner and sew $\frac{1}{4}$ " out on both sides of the line. Cut on the marked lines, open the B's and press.



Make 112

Each set of 1 A and 4 matching B's makes 4 Flying Geese.

Draw diagonal lines on each of the $3\frac{1}{2}$ " black squares. Place a $3\frac{1}{2}$ " black square on opposite corners of the $6\frac{1}{2}$ " turquoise square. Stitch on the diagonal line. Trim seam to $\frac{1}{4}$ "; press toward black. Place $3\frac{1}{2}$ " black squares on the other corners; stitch, press, and trim as before.

Stitch half-square triangles to flying geese as shown: top and bottom. Press toward flying geese.

Stitch flying geese to the center square as shown. Press toward flying geese.

Assemble as indicated in the sample picture.