



Bits and Pieces

Brazos Bluebonnet Quilt Guild Newsletter

Volume 35, No. 12, December, 2013
Anne Perry, Editor Michaele Jackson, Co-Editor

BBQG President's Letter – December, 2013

“What we're really talking about is a wonderful day set aside on the fourth Thursday of November when no one diets. I mean, why else would they call it Thanksgiving?” - Erma Bombeck

I'm very thankful for the fellowship our guild offers each of us. The guild keeps me motivated and provides new ideas and opportunities to improve my quilting skills. I'm thankful for everyone's participation in the guild to include members, volunteers, Bees, committee chairpersons and officers. I hope all of you have a very blessed Thanksgiving and that you are able to enjoy time with friends and family.

Sherrill Johnson
President, BBQG

December Board Meeting Notice

The December BBQG Board meeting will be on Monday, December 2, 2013 at 6:00 p.m. in the classroom of Hobby Lobby. Fat Thanks will be distributed, and membership is invited to attend.

“TIS THE SEASON”!!

**“It is time to celebrate the Christmas season with friends we hold dear
To count our blessings and prepare for a brand new year”**

Our guild Christmas party is coming fast! Here are the plans:

1. It will be held Tuesday, Dec. 10, at the Brazos Center. It begins at 6:00 with dinner at 6:30.
2. We will have a covered dish dinner. Ham will be provided by the guild (brought by Sue S.) **Please bring a side dish of your choosing: vegetable, fruit, bread, dessert, etc.**

...continued on page 2

Bridges Stitches

Custom Quilts and Machine Quilting

908 Pershing
College Station, TX 77840
thebridges@suddenlink.net

Linda Bridges
(979) 696-3410

Peggy Cooper
(979) 828-3460

Newsletter Editor's Apology

Members, I apologize! In the November newsletter, I listed the wrong quilt as the Viewers' Choice Winner. The quilter was, indeed, Lou Ellen Hassold, but it was her "Twisted Log Cabin," also Second Place in Small Traditional Quilts, which was won the Viewers' Choice. A photo of "Twisted Log Cabin" is below:



continued from page 1....

3. There will not be a charge for the party; however, being it is the season of giving and sharing, please bring non-perishable food items for the Brazos Food Bank. A box will be at the door for these donations.
4. Optional gift exchange: As in the past, if you would like to participate, bring a sewing-related gift (wrapped or bagged). This can be something homemade or bought--with a spending limit of \$20.
5. If you did not sign up at the November guild meeting and plan to attend, please email or call me. We need to know how many tables, chairs, plates, etc. we should set up. <bssprott@gmail.com> or call 979-820-1856.

Joy to all !

Sue S., Stephanie F., Gloria W.



Above, "Flower Butterfly" by Sapphire Smith placed First in "Youth Quilts"

Pat Ross' "Sweet Dreams," (see below) was the VIP Award-winner chosen by College Station's Nancy Berry, and Third Place in Large Traditional Pieced Quilts; it also won the Best Hand Quilting Award. *Anne Perry*





Country Living Quilts

1816 CR 427
Marquez, TX 77865
936-396-2889 Phone
877-354-3159 Fax

Teri Walker
www.CountryLivingQuilt.com
info@CountryLivingQuilt.com

Seventeenth Annual BBQG Winter Retreat

We still have several spaces open for the BBQG winter retreat to be held February 6 - 10, 2014 at Camp Lone Star in LaGrange. The retreat is open to BBQG members only (persons who have been paid-up members since January, 2013). The cost of the retreat is \$230 for 3 nights (Thursday, Friday and Saturday) or \$280 for 4 nights (Thursday, Friday, Saturday and Sunday). A \$50 deposit is required to secure your reservation. The balance will be due January 14, 2014. For more information, please contact Jeanne Joham at (979) 589-2191.

Note: all photos of quilts presented in this newsletter were taken by Anne Perry at the 2013 BBQG Quilt Show on 9/27-28.

Bee News

Quilt 'n Peace members enjoyed an outstanding fifth Tuesday trip in October. They were encouraged by Teri's demo at Country Living Quilts and Brenda's pattern at A Cowgirls Quilt Shop. The Bee turned in 12 care quilts in November, thanks to Connie H. and her long arm quilt machine and the "at home" efforts of several members. The patriotic quilt top for Compassionate Care Hospice was completed earlier this month and should be quilted and bound before the end of the month. With the holidays fast approaching, the quilting schedule will be altered for celebrations and to give members more kitchen time. Happy Thanksgiving and Merry Christmas to all.

"The Busy Bees continued to work on individual projects, but also worked on Care Quilts for the Guild. Some of the Bees went to see Kaffe Fassett in LaGrange for his lecture on color. All the Bees enjoyed the International Quilt Festival in Houston and are now busy with Christmas projects."

That's it-have a great Thanksgiving!

Kathy Ashley

Bee Keeper



Above, "Blues and Sunflowers" by Connie Silber placed First in "Theme Quilts"

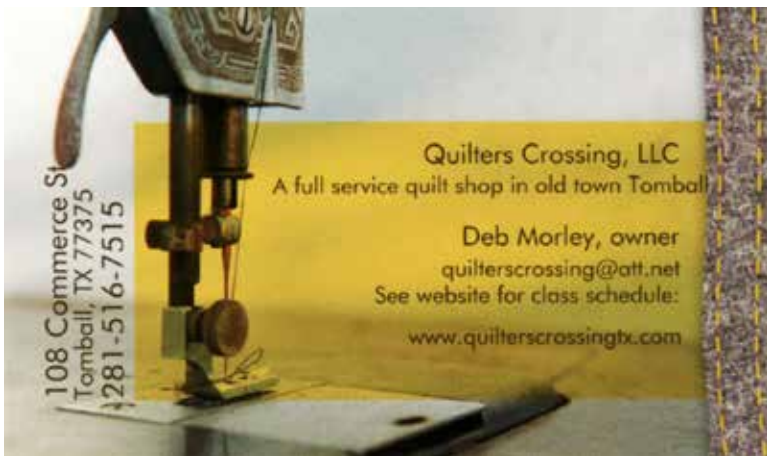


Stitch Haven

1600 South Day Street
Brenham, Texas 77833

(979) 836-3200
FAX (979) 836-3355
www.stitchhaven.com
stitchhaven@mail.com

"For those who love quilting, needlework and fine fabrics."



Minutes for BBQG Meeting

November 12, 2013 at 7:00 p.m.

Location: Brazos Center

Introduction of the Evening's Program – Susan Kelly

Susan introduced Lenore Crawford. Lenore has a quilt featured in the November issue of American Quilter for the "Best Machine Workmanship" award during AQS Quiltweek. She did an inspiring presentation on fusion and painting on art quilts and displayed many beautiful quilts.

Start of Business Meeting:

Treasurer's Report: Charlotte Simpson gave the Treasurer's report of account activity for the past month. Current total assets are \$32,724.61 (\$29,974.94 in checking and \$11,749.67 in savings).

October minutes were approved as published in the Newsletter with a correction to change the Christmas party date to December 10.

2nd VP - Membership – Debbie Ginn

We had 74 members present and 13 visitors

Door Prizes – Marty Fuller

Door prizes were donated by Sue Ryan, Delores Rydell, LoneStar Quiltworks and Country Living Quilts. They were won by Carolyn Stigler, Luci Smith, Carol Willson and Jelinda Pepper.

Block of the Month – Linda Winder

There were 13 Pinwheel blocks turned in and they were won by Connie Harrison. Next month's block is the Variable Star in red. Instructions were given out last month, but can be obtained from Linda or from the website if you need them. Blocks will not be exchanged next month, so just make a block for yourself. The display blocks that were shown each month were made into a quilt by Connie, Rowena and Peggy and it was given to Luci to be used as a special care quilt.

Sunshine & Shadows – Lynn Thurston

Two cards were sent out – one to Debbie Schulz whose mother broke her hip and another to Maggie McGuire whose aunt passed away this week. Recent happenings - - Jane Waldrop broke her foot and Jo Ann lost two great-nephews in a plane crash.

Committee Reports:

Brazos Center Window - - Debbie Brooks

Connie Silber's quilts are in the window now. Debbie needs quilts for next year. She is featuring one quilter at a time, using 6-8 of their quilts.

Care Quilts - - Luci Smith

232 care quilts have been given out. She received a thank you from Scott and White Oncology signed by five of the Scott & White personnel thanking us for the quilts they received.

Raffle Quilt - - Luci Smith

The donation quilt for 2014 has been named "Seascape". It was made by Kathy Ashley (Busy Bees bee) and quilted by Norma Reel. It has only been shown once at First Friday, and it was a slow day. Only \$38 was brought in. The quilt appraised for \$3,000, and Luci will keep the appraisal form with the quilt.

Habitat for Humanity - - Nancy Searcy

Nancy had several Welcome banners turned in tonight and is planning a workshop to make more. The Habitat goal for this year was 25 houses.

Library - - Sue Idol

Sue brought some books from the library. There were also free books on the table which Sue said we do not need for the library.

Newsletter - - Anne Perry

Items for the newsletter are due by the 20th.

...continued on page 5



Above, "May Baskets" by Jo Ann Williams placed First in "Miniatures"

Terry Skrabanek
Owner

Exquisite Fabrics & Classes
Notions Patterns Books
Authorized BabyLock Retailer
Handi Quilter Rep

LONE STAR Quiltworks

4301A S. Texas Ave.
Bryan, TX 77802
www.lonestarquiltworks.com

(979) 595-1072
FAX (979) 595-1074
lonestarquiltworks@suddenlink.net



**Above, "Crazy A' Peel"
by Judy Beskow placed First
in "Innovative and Art"**

continued from page 4....

Quilt Education - - Carol Willson

Carol will be working with a home school group on December 9 and 10 at Central Baptist Church. They will meet from 9:30 to 11 and will need some volunteers to help.

Winter Retreat - - Connie Silber

There are 5 spaces left for the winter retreat.

Scholarships - - Becky Holloway

Becky is stepping down, and a new chair is needed.

Quilt Show - - Betty Bugh

It was a good show – good attendance and good profit. The show came in under budget, so the quilt show committee voted to use the excess to purchase some needed items. New plastic totes were purchased to replace the large cumbersome totes that we have been using. We are also looking into purchasing table cloths to be used in all the guild booths.

2015 will be the 30th anniversary of the guild, so the name for the quilt show will be "Diamonds and Pearls".

The show committee also is working on some changes and improvements for the next show.

1st VP Programs - - Susan Kelly

Next month is our Christmas dinner, and Sue Sprott announced that it will be held on December 10 beginning at 6:00 p.m. with dinner served at 6:30. Ham will be provided by the guild and prepared by Sue. Attendees are asked to bring a side dish, bread or dessert. There will be an optional Chinese Gift Exchange with \$20 limit for those who wish to participate.

There will be a donation box for non-perishable food items which will be donated to the Brazos Food Bank.

OLD BUSINESS:

We still need a Secretary-elect for 2015.

Dallas Bus Trip - - no one has volunteered to organize a bus trip. If someone wants to volunteer, there is information available from past years to help in getting it set up. [Jeanne Rierison later volunteered to do this. Thanks, Jeanne!]

NEW BUSINESS:

The 2014 BBQG nominated officers were voted in.

President – Norma Reel

1st VP (Programs) – Ann Bay & Susan Kelly

2nd VP (Membership) – Brenda Brown

Secretary – Maggie McGuire

Treasurer – Pat Patterson

We still need a Secretary-elect for 2015.

We received a donation of leftover fabric & books from Gerald Richey, whose wife, Judy, died in July. A couple of bees have utilized some of it, and the remainder was on the free table outside the meeting room for whoever wanted it. A thank-you card has been sent to Mr. Richey from the guild.

The BBQG Budget Meeting for 2014 will be held at Sherrill's house, 1508 Dominik in College Station on December 19 at 1:00 PM. All Committee chairs are invited to attend.

Fat Thanks will be distributed at the December 2 BBQG Board meeting in the classroom at Hobby Lobby at 6:00 p.m.

Meeting adjourned with commencement of Show and Tell.

Respectfully reported by

Betty Bugh

Secretary

Norma's Quilt Studio
 "Long Arm Magic"

310 Stoney Hills Ct.
 College Station, TX 77845

Quilts completed
 in 3-5 weeks!

Norma Reel
 njquilts@verizon.net
 586-770-7166



Below, "Autumn Equinox" by Alice Eden Shinn placed First in "Scrap Quilts"



Above, "Shangri-La" by Judy Beskow placed won "Best Design" and placed Second in "Applique"


PATRICIA LOPES
 12422 BENT PINE DRIVE
 CYPRESS, TEXAS 77429
 713-203-6259
 BY APPOINTMENT

PROFESSIONAL LONGARM
 QUILTING SERVICES
 T-SHIRT QUILTS - MEMORY QUILTS
 SUPPLIER OF SUPERIOR THREADS
 & GADGET GIRL RULERS

AUTHORIZED NOLTING DEALER & HOBBS DISTRIBUTOR

TRISH@CELTICQUILTER.COM WWW.CELTICQUILTER.COM



Above, "Waves of Color" by Melody Nelson won "Best Use of Color"



Above, "It's Not Paper Pieced Number 1!!" by Connie Silber placed First in "Reproduction" and won "Best Applique"



Above, "Semper Fi" by Loretta Crosley placed First in "First Quilt"



Above, "My Pet Monsters" by Laura North was voted First in "Challenge Quilts"

More award-winning quilts from the 2013 BBQG Quilt Show will be in the January, 2014 issue.

This is the final BOM for 2013, but this is for your own quilt. Blocks will NOT be collected at the December meeting.



NOTE: We will NOT exchange blocks in December because of the Christmas Party. SO...you just need to MAKE ONE FOR YOURSELF. We look forward to seeing your finished quilts!

AMISH-STYLE QUILT

You are encouraged to make a block-of-the-month for the BBQG and a block for yourself. At the end of this year you will have 12 Amish-style blocks to make your own Amish-style Sampler Quilt. Amish-style quilts are made of solid color fabrics. Amish-style quilts typically feature two or three dominant colors. An inner border is added to frame the quilt; a second border (twice as wide as the first) is added. Additional borders may be added as desired. A color already in the central design of the quilt is used in at least one border. Light colors and white are rarely used in Amish-style quilts.

Kona Cotton is a good choice for Amish-style quilts.

Mitering is rare in Amish-style quilts, as is bias binding.

BLOCK OF THE MONTH: VARIABLE STAR

Cut:

4 – 3 ½" squares of black fabric

1 - 7 ¼" square of black fabric

1 - 6 ½" square of Christmas red fabric

4 – 3 7/8" squares of Christmas red fabric

Sew: Stitch a scant ¼" seam

Make 4 flying geese: (See illustration on second page.)

Align two 3 7/8" Christmas red squares (A) on opposite corners of the 7 ¼" black square, right sides together. Draw a diagonal line as shown in the illustration on the next page. Stitch ¼" each side of the line. Cut apart on the drawn line.

Open the two sides. Press toward the red to form a "heart" shape.

On the remaining corner of each of these units align the remaining 3 7/8" red squares.

Draw a line to the corner and stitch ¼" each side of the line. Cut on the line and press. You now have 4 flying geese.




technique

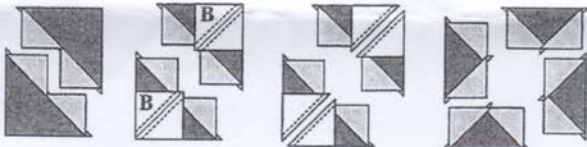
Fast Flying Geese. Align 2 B's on opposite corners of an A, right sides together. Draw a diagonal line as shown and then stitch $\frac{1}{4}$ " out from both sides of the line. Cut apart on the marked line.



Open out the B's and press the unit.



On the remaining corner of each of these units, align B's. Draw a line from corner to corner and sew $\frac{1}{4}$ " out on both sides of the line. Cut on the marked lines, open the B's and press.



Make 112

Each set of 1 A and 4 matching B's makes 4 Flying Geese.

Stitch flying geese to the center square as shown in picture on previous page..

Stitch a black $3\frac{1}{2}$ " square to each side of the other two flying geese units, aligning as shown in the picture on the previous page.

Assemble as indicated in the sample picture.

The block should measure $12\frac{1}{2}$ " square.

If you are the winner of the BBQG blocks, and the blocks vary in size more than $\frac{1}{4}$ ",
add 2 to $2\frac{1}{2}$ " borders to each block and re-cut to desired size.