



Bits and Pieces

Brazos Bluebonnet Quilt Guild Newsletter

Volume 35, No. 7, July 2013
Anne Perry, Editor Michaelae Jackson, Co-Editor

BBQG President's Letter – July, 2013

"Summertime, and the livin' is easy..." George Gershwin, songwriter

Has summer made your life easier? I don't know about the rest of you, but summertime has always been busy for my family & it seems like a very busy time for the guild. We're getting ready for the quilt show in September & in July, the guild will have a workday at the Brazos Center on July 9, from 9:00 AM - 3:00 PM. We'll be working on items to sell in the Bluebonnet Boutique at the quilt show. Later, our speaker, Georgann Wrinkle, will be presenting a program on hand appliqué, with a workshop following on Wednesday.

Here's to your "easy" summer,

Sherrill Johnson
President, BBQG

Board Meeting Notice

The BBQG Board meeting will be on July 1 at 6:00 PM in the classroom at Hobby Lobby. All BBQG members are invited to attend.

Will Work For Food!

I know it is June, but we only have three (3) meetings left before the quilt show! Wow! Stephanie Fazzino & I are teamed up to do "Quilters' Kitchen" duty again this year.

As in the past, we need food donations to serve the show volunteers and the vendors. The vendors are always amazed at the great food we provide.

Please be thinking of a dish to share, bottled water to bring, a crock pot of something, etc. We will have a sign up sheet starting at the July meeting; you may also email me <bssprott@gmail.com> or call me 979-820-1856.

Sue Sprott

Bridges Stitches

Custom Quilts and Machine Quilting

908 Pershing
College Station, TX 77840
thebridges@suddenlink.net

Linda Bridges
(979) 696-3410

Peggy Cooper
(979) 828-3460

Minutes for BBQG Meeting Tuesday, June 11, 2013 at 7:00 p.m.

Location: Brazos Center

Introduction of the Evening's Program – Sherrill Johnson

Following a potluck dinner, several bee leaders and members told the group about their bees and the projects that they are working on. Groups included Out of the Box, Joyful Quilters, Happy Scrappers, Quilt N' Peace, Busy Bees and Joyful Quilters.

Start of Business Meeting:

Treasurer's Report:

Charlotte Simpson gave the Treasurer's report of account activity for the past month. Current total assets are \$ 24,480.52 (Corrected total) (\$ 11,739.18 in checking and \$ 12,741.34 in savings).

May minutes were approved as published in the Newsletter.

2nd VP - Membership – Debbie Ginn

We had one guest and 37 members present. We now have 131 paid members.

Sunshine & Shadows – Lynn Thurston

Two sympathy cards were sent and one "sunshine" card to Blake and Dana Sudduth upon the birth of their daughter Audrey, who was born on 5/20/13.

Block of the Month – Linda Winder

16 blocks were made this month and they were won by Debbie Ginn. The July block will be an Eight Pointed Star in bright blue and August will be Old Grey Goose made in turquoise.

Door Prizes – Marty Fuller

Door prizes were donated by Country Living Quilts, Maggie McGuire, Lone Star Quiltworks and Michaele Jackson. They were won by Vicki Carpenter, Carol Laughlin, Jo Ann Williams, Glenn Lorange and Deb DeRoche.

...continued on page 3

2013 BBQG Programs and Workshops

On July 9 there will be a **Bluebonnet Store workday from 9-5 in Assembly 4**. We will go back to our regular meeting room that evening for the presentation from **Georgann Winkle**. The workshop on Wednesday, July 10, will be a mid-range level – not too easy, but not too advanced. **There are still slots available; contact me.**

Judy Seward will present a machine quilting lecture and workshop in **August**.

October - Bonnie Hunter - scrap quilts; and
November - Lenore Crawford - art quilts.

Susan Kelly

First VP - Programs



Above, Debbie Ginn and Luci Smith look over donations from Peggy Cooper at the Care Quilt Workshop on June 11.





Stitch Haven

1600 South Day Street
Brenham, Texas 77833

(979) 836-3200
FAX (979) 836-3355
www.stitchhaven.com
stitchhaven@mail.com

"For those who love quilting, needlework and fine fabrics."

continued from page 2...

Committee Reports

Arts Council - - Mary Ann Durbin

Some members of the wearables group have items on display in the Arts Council All Things Fiber exhibit being held June 14 through July 31.

The Stark Gallery has an exhibit of art quilts, Beyond Comfort, going on until August 18. Greg Phillipy has invited us to use their facilities for bee meetings or sewing sessions during this time. They will have punch and cookies available and will validate parking. Call 845-6081 to reserve the room and let him know what you will be working on while you are there.

Bee Keeper - - Kathy Ashley

Kathy is updating the bee lists.



Above, Pat Patterson at the Care Quilt Workshop

Care Quilts - - Luci Smith

We did not have a large attendance at the care quilt workday, but 25 quilts were finished plus the seven that Sue Ryan made during the day.

Raffle Quilt - - Luci Smith/Jo Ann Williams

First Friday ticket sales were good. They brought in \$142. We now have a total of \$1,699. Luci asked that everyone pick up tickets and sell them. Thanks to all who donated their time to show the quilt at Art Steps.

Quilt Education - - Carol Willson

There will be a children's quilt education event on the 23rd at the University Art Galleries. It is for children ages 10 through 14 and a parent must be present. Carol also had thank you notes on display from the middle school quilt project in April.

Summer Retreat - - Rowena Reed

Rowena reported that the retreat is filled and they are ready to go.

Scholarships - - Becky Holloway

Thank you notes were received from the two recipients, Chanler Alese Havel & Paul Joseph Spelce. Sherrill read them to the group. Some suggested that we send a picture and information to the Eagle next time.

Military Squares -- Marian Dierschke

Marian has kits if anyone is interested in making military squares. She has not had any recent requests. Maggie McGuire asked for more for the American Legion.

Quilt Show - - Debbie Schulz

Betty reported that plans for the quilt show are coming along well. Next month there will be a Bluebonnet Store workday. She reminded everyone to take picture postcards announcing the show to quilt shops and other businesses as they travel. We need more raffle baskets donated.

On-line quilt registration will begin on July 1. Jane Krause will be doing early quilt in-take on the Tuesday before the quilt show. Check the website for quilt guidelines and regulations. Go-Texan guidelines are also on the site now.

1st VP Programs - - Susan Kelly

Susan was not available, but Kathy Ashley had sign-up sheets for upcoming workshops.

...continued on page 4

Terry Skrabanek
Owner

Exquisite Fabrics & Classes
Notions Patterns Books
Authorized BabyLock Retailer
Handi Quilter Rep

LONE STAR
Quiltworks

4301A S. Texas Ave.
Bryan, TX 77802
www.lonestarquiltworks.com

(979) 595-1072
FAX (979) 595-1074
lonestarquiltworks@suddenlink.net

Norma's Quilt Studio
 "Long Arm Magic"

310 Stonewall Hills Ct.
 College Station, TX 77845

Quilts completed
 in 3-5 weeks!

Norma Reel
 njquilts@verizon.net
 586-770-7166



Meeting adjourned with commencement of Show and Tell.

Respectfully reported by
Betty Bugh,
 Secretary

continued from page 3...

OLD BUSINESS

We received flyers from The Lindale Community Theater located in Lindale, TX (East TX) for the musical, "Quilters", on July 12,13,14-19, 2013. Friday & Saturday performances are @ 7:30 PM & Sunday matinees @ 2:00 PM. Adults are \$15, 12 & under are \$8. You can go to their web site @ www.lindalecommunitytheater.org for more information.

NEW BUSINESS

Sherrill read a thank you note from Nini. Her treatment is going well. She came by to visit during the workday and was looking and feeling good.

The BBQG Board approved the use of the Square Register at the Bluebonnet Boutique during the September quilt show. It's an electronic register that allows individuals to accept debit and credit cards on their smart phone. The app supports manually entering the card details or swiping the card through the Square Reader, a small plastic device which plugs into the audio jack of a supported smart phone or tablet and reads the magnetic stripe. The amount is automatically deposited into the Guild's checking account. Theresa Morrison, who is coordinating the Bluebonnet Store, already has the Square Reader and is willing to let us use it during the show. There would be a 2.75% charge for each transaction and there will be a \$10 minimum charge for the customer.

All Around the Block Quilt Shop in Giddings will be having Kid's Sewing Camps this summer. Classes are \$100 per session. If you know someone who might be interested, you can contact the quilt shop @ 979-542-2782.

We received a request for comfort/care quilts with an ice cream theme for 1st & 2nd grade children in Moore, OK. If you're interested in participating in this project, you can contact Sue Crate @ postmastermom@comcast.net. The quilts need to be mailed by 8/7/13. The project is called "Scoops of Love".

Congratulations to Connie Silber on her article in the July issue of American Quilter called "Flowers with Zip". Members indicated that they have located the magazine at Barnes and Noble and at Joann's.



Guild members at the Care Quilt Workshop



Committees and Chairs:

We are saddened to announce that Louise Hall, long-time BBQG member beloved by many, passed away on Sunday, June 16, 2013. She was buried on June 20, at Davis-Greenlawn in Rosenberg.

2013 Officers:

President – Sherrill Johnson
President Elect – Norma Reel
1st VP Programs -- Susan Kelly
1st VP Programs-elect – Ann Bay
2nd VP Membership--Debbie Ginn
2nd VP Membership-elect – Brenda Brown
Secretary -- Betty Bugh
Secretary Elect – Maggie McGuire
Treasurer -- Charlotte Simpson
Treasurer Elect -- Pat Patterson

Arts Council - Mary Anne Durbin
Beekeeper - Kathy Ashley
Brazos Center Window - Debbie Brooks
Block of the Month - Linda Winder
Care Quilts - Luci Smith
Challenge Quilts - Nadine Stuth
Christmas Party - Sue Sprott
Dallas Bus Trip - Sue Sprott
Door Prizes - Marty Fuller
Habitat for Humanity - Nancy Searcy
Library - Sue Idol
Newsletter - Anne Perry
Quilt Education - Carol Willson
Quilt Show - Co-Chairs: Debbie Schulz and Betty Bugh
Raffle Quilt - Luci Smith (replacement needed in March)
Scholarships - Becky Holloway
Soldier Squares - Marian Dierschke
Sunshine & Shadows - Lynn Thurston
Summer Retreat - Rowena Reed
Website - Chris Deppe
Winter Retreat - Connie Silber



Above is the Block of the Month Quilt for this year.

AMISH-STYLE QUILT

You are encouraged to make a block-of-the-month for the BBQG and a block for yourself. At the end of this year you will have 12 Amish-style blocks to make your own Amish-style Sampler Quilt. Amish-style quilts are made of solid color fabrics. Amish-style quilts typically feature two or three dominant colors. An inner border is added to frame the quilt; a second border (twice as wide as the first) is added. Additional borders may be added as desired. A color already in the central design of the quilt is used in at least one border. Light colors and white are rarely used in Amish-style quilts.

Kona Cotton is a good choice for Amish-style quilts.

Mitering is rare in Amish-style quilts, as is bias binding.

BLOCK OF THE MONTH: EIGHT-POINTED STAR

JULY, 2013

Cut:

4 – 3 ½" squares of black fabric

1 – 6 ½" square of black fabric

1 – 7 ¼" square of black fabric

4 – 3 ½" squares of medium to bright blue fabric

4 – 3 7/8" squares of medium to bright blue



Sew: *Stitch a scant ¼" seam*

Make four Flying Geese:

Align two 3 7/8" squares (A) on opposite corners of the 7 ¼" square, right sides together. Draw a diagonal line as shown in the illustration on the following page. Stitch ¼" each side of the line. Cut apart on the drawn line.

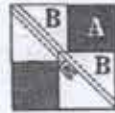
Open the two sides and press the unit toward the blue.

On the remaining corner of each of these units align the remaining 3 7/8" blue squares.

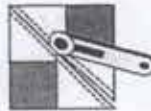
Draw a line to the corner and stitch ¼" each side of the line. Cut on the line and press.

technique

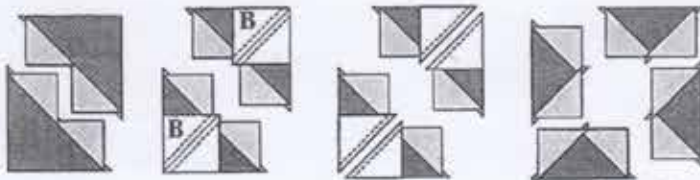
Fast Flying Geese. Align 2 B's on opposite corners of an A, right sides together. Draw a diagonal line as shown and then stitch $\frac{1}{4}$ " out from both sides of the line. Cut apart on the marked line.



Open out the B's and press the unit.



On the remaining corner of each of these units, align B's. Draw a line from corner to corner and sew $\frac{1}{4}$ " out on both sides of the line. Cut on the marked lines, open the B's and press.



Make 112

Each set of 1 A and 4 matching B's makes 4 Flying Geese.

Draw a diagonal line on the wrong side of each of the $3\frac{1}{2}$ " blue squares. Place a blue square on opposite corners of the black $6\frac{1}{2}$ " square. Stitch on the drawn line. Trim seam to $\frac{1}{4}$ " and press toward blue. Place remaining blue squares on other corners of the black square. Stitch as described previously.

Lay out the block as shown in the illustration on the previous page. Stitch in rows. Press toward black.

Assemble block.

The block should measure $12\frac{1}{2}$ " square.

If you are the winner of the BBQG blocks, and the blocks vary in size more than $\frac{1}{4}$ ", add 2 to $2\frac{1}{2}$ " borders to each block and re-cut to desired size.

2013 BRAZOS BLUEBONNET QUILT SHOW - *ENTRY CATEGORIES*

QUILTING MAY BE BY HAND, BY MACHINE OR BOTH

1. **THEME QUILT** – The theme quilt category for 2013 is “Texas quilts.” You don’t have to be a Texan to appreciate the majesty of the Lone Star State. The quilts of Texas are as varied as the landscape of our great state. Quilts in this category may have a Texas motif, have Texas in the name or be so recognizably Texas that they need no explanation, such as a Lone Star quilt. All techniques are allowed and entries may be hand or machine pieced. Quilts may be any size.
2. **TRADITIONAL PIECED:** Quilts that are pieced based on traditional style, patterns or settings. Traditional pieced quilt entries are limited to four (4) entries per person. The category will be divided before judging in order to equalize judging categories. The division will be made by size.
3. **APPLIQUE:** Quilts that are 50% or more appliquéd.
4. **MIXED TECHNIQUE:** Balanced mixture of piecing and appliqué.
5. **INNOVATIVE & ART:** Quilts that take from traditional and expand the setting, design, color and construction techniques to create non-traditional work. The term “non-traditional” includes adaptation of traditional and contemporary designs both original and non-original.
6. **SCRAP:** Quilts made with at least 50 different fabrics not including fabric backs or the back of the quilt. Includes all techniques.
7. **REPRODUCTION:** Quilts designed to replicate a specific vintage era. (30’s, Civil War, etc.) or vintage style (Crazy Quilt, Baltimore Album, etc.)
8. **FIRST QUILT:** First quilt ever completed.
9. **MINIATURE:** Length plus width must be no more than 48”, maximum block size 4”. The quilt is scaled down (miniaturized) and bound; includes all techniques.
10. **OTHER TECHNIQUES:** This category may include any quilt that does not obviously fit into another category. Examples: crazy, painted, embroidered and photo quilts.
11. **YOUTH:** a quilt that is constructed by a young person under the age of 18.
12. **BLOCK OF THE MONTH/KIT QUILTS:** Category includes any quilt constructed from pre-cut or pre-selected fabrics. *Entries not eligible for BEST OF SHOW.*
13. **GROUP:** quilts created by 3 or more people.
14. **WEARABLE:** Garment entries with recognizable quilting techniques used.
15. **NON-JUDGED DISPLAY**
16. **2013 CHALLENGE QUILT ENTRIES:** All challenge entries must complete the entry process and submit the forms by August 13, 2013.
17. **GO-TEXAN-**Entries must comply with Go-Texan rules.

2013 BRAZOS BLUEBONNET QUILT GUILD SHOW

ENTRY RULES AND INSTRUCTIONS

Entry Deadline: Your entry forms must be received by August 13, 2013. No entry forms will be accepted after August 13, 2013. On-line entry will be used as in past years. One entry per entered quilt will be required. The worksheet assists you in having the information collected for the on-line entry. A digital picture of your entry is required when your registration is submitted.

Registration Assistance: If you have difficulty registering on-line, assistance will be available at the August guild meeting. **Bring a completed worksheet and an identifiable color photograph for each entry.** On the back of each photograph write the exact width and length of the quilt, your name, address and phone number.

There is a \$15.00 per quilt fee for non-Bluebonnet Quilt Guild Member entries. There is a \$5.00 per quilt fee for Bluebonnet Quilt Guild Members.

There is a limit of two (2) quilts per category per person except in the traditional pieced quilt category. The traditional pieced quilt category is limited to four (4) entries per person because this category is so large. The traditional pieced quilt category will be divided before judging in order to equalize the judging. The division will be made by size.

You may indicate a category on each entry form. The final decision regarding the category will be made by the entry committee. Brazos Bluebonnet Quilt Guild reserves the right to refuse any entry that it deems inappropriate or that does not meet requirements.

Other than Go-Texan, each quilt may be entered in only one category. Go-Texan entries must comply with Go-Texan rules.

All entries must be **clean and in excellent condition**. *No exceptions.* No **substitution** of the original entry will be allowed. All entries must be displayed for the duration of the show. All entries must have been **completed within the last three (3) years**.

No unfinished or unquilted tops will be accepted in any category. However, the photo to identify the quilt may be of the unfinished quilt.

Each entry must have a cloth label sewn to the back of the quilt or the inside of the garment stating your name, address and telephone number.

Each entry must have a four (4) inch double casing sleeve stitched to the reverse side of the entry. To prevent quilts lying on the floor, quilts longer than 94 inches should have sleeves attached 94 inches from the bottom of the quilt. Other than garments, no entry will be accepted without a sleeve.

Each entry must be in a clean fabric bag/pillowcase. The entrants name must be legibly written and visible on the outside of the bag. One item per bag. **No exceptions.**

Delivery: All entries to be turned in at intake table on Thursday September 26, 7:30am – 9am. *No entries to be accepted after 9am.* EARLY DELIVERY INSTRUCTIONS, TO BE ANNOUNCED!

When you bring your quilt, you will be given an identification card for your entry which you will need to present when you pick up your entry at the end of the show.

All entries must be picked up at the Brazos Center between 6:30-8:00pm on Saturday, September 28, 2013.

DISCLAIMER: The Brazos Bluebonnet Quilt Guild will take every precaution to protect all entries in the show. However the Guild is not liable for any damage or loss.

BRAZOS BLUEBONNET QUILT SHOW 2013 - *WORKSHEET*

Quilt entry will be on-line again and will be **open on July 1, 2013**.

These questions prepare you for on-line entry, *all information is necessary* to complete your entry, - Steve Silber will provide assistance with on-line entry at the August meeting of the BBQG.

All entries due by August 13, 2013. No late entries will be accepted. No exceptions!

Entry fees are: **\$5.00** for each quilt for BBQG members; **\$15.00** charge per quilt for non-BBQG members. Entry Fees should accompany the entry form for each quilt. If you are unable to use the on-line entry please call **Debbie Schulz, 324-3181** or **Betty Bugh 690-2736** and a paper entry form will be sent to you.

ATTACH PHOTO HERE

Name of quilt maker _____

Quilted by: _____

Address _____

Phone: (home) _____

(cell) _____

(work) _____

e-mail address: _____

Name of entry: _____

Size: Length _____ Width _____

Predominant color: _____

Was this quilt made from a kit? yes no

Was this quilt an adaptation of a pattern or book? yes no

If yes, please indicate source _____

Was the design original? yes no

Is the quilt hand or machine quilted? _____

Who quilted the quilt? _____

Category: _____

Go-Texan? yes _____ No _____

Artist Statement: (Describe your entry and or inspiration for this quilt. This will appear on the quilt information card at the show. Use the back of this form if additional space is needed)

I agree to honor the rules of the show and to accept the decision of the judges as final. I understand that BBQG will take every precaution to safeguard the quilts during the show, but BBQG is not responsible for loss or damage.

Signature: _____

If unable to complete online registration, send completed form with picture to:

Connie S. Silber
4101 Chamberlain Circle
Bryan, Texas 77802

No entries will be accepted after August 13, 2013 - No exceptions.