



# ***Bits and Pieces***

## ***Brazos Bluebonnet Quilt Guild Newsletter***

**Volume 35, No. 10, October, 2013**

**Anne Perry, Editor    Michaele Jackson, Co-Editor**

### **BBQG President's Letter – October, 2013**

**“Once you go scrappy, you never go back!” Bonnie K. Hunter from her book “String Fling – Scrappy, Happy and Loving It!”**

I think a lot of us are looking forward to meeting Bonnie K. Hunter at our guild meeting in October. She has written numerous books about scrap quilting and has an on-line website and blog called “Quiltville.com”.

I’m also thinking that this newsletter will be sent out before our quilt show in late September. I hope everyone enjoyed it and is eager to learn some new techniques.

***Sherrill Johnson***  
President, BBQG

---

### **October Board Meeting Notices**

The BBQG Board Meeting will be held on Monday, September 30, at 6:00 in the classroom at Hobby Lobby. All BBQG members are invited to attend.

---

### **Welcome New Members in September:**

**Angie Estlund**  
**Nettie Kelly**

---

### **BBQG Quilt Show Next Weekend - September 27 and 28!**

Be sure to check out the new White Elephant Booth! Sue Idol said that our members have been very generous, and there are lots of quality items...even bolts of fabric...in this booth! We have all the vendor spots filled and a full complement of 150 quilts on display, as well as the traditional Blue Bonnet Store.

**If you're bringing food for the vendors, be sure to get it there in time for lunch on either Friday or Saturday...or both! Thank you!!**

# LONE STAR Quiltworks

4301A S. Texas Ave.  
Bryan, TX 77802  
www.lonestarquiltworks.com

(979) 595-1072  
FAX (979) 595-1074  
lonestarquiltworks@suddenlink.net

## 2013 BBQG Programs and Workshops

Bonnie Hunter's Workshop in October is full at 24, but I am keeping a waiting list. She is going to be teaching Sister's Choice." The instructions and supply list can be found at <http://quiltville.com/sisterschoicepf.html>. We chose this pattern since it can be done with 2 1/2" strips for a true scrap quilt or with more selected colors. I will have some copies of the supply list and instructions at the October guild meeting for those that can't print off from her website. Also, see information about Bonnie at <http://quiltville.blogspot.com/p/about-bonnie.html>

Lenore Crawford will be the speaker for November and will be doing a workshop on "art" quilts. Members who want to see her work can to her Fabric Art with Lenore Crawford website. I will have the sign up sheet for her workshop at the October meeting along with more details.

### Susan Kelly

First VP - Programs

## Bee News

On August 1, several members of the **Happy Scrappers** Bee visited the Stark Galleries at the MSC on Texas A&M campus. The gallery invited bees to hold their normal bee at the gallery to educate visitors on different quilt techniques, and to coincide with their current art quilt display. This was the second visit for the Happy Scrappers to hold bee at the Stark Galleries.

Members are working on individual projects. Together, the bee members are organizing a donation basket for the upcoming quilt show

**Quilt 'n Peace** did not meet during August. The first two meetings this month were show and tell and a planning session for the remainder of the year. Members will demonstrate quilting in a social studies class at Sam Houston State University to show the importance of building communities and the role of the quilt in American History. Several new women have joined us, and we welcomed a former member who had been absent due to illness. Although there are now 18 members, not everyone has attended on the same the day, so our room is still big enough for others to join.

The **Busy Bees** have been completing the 2014 Donation Quilt in hopes of having it appraised at the BBQG Quilt Show at the end of the month. Several of the bees have been participating in the Shop Across Texas shop hop, and although we've seen lots of nice shops, most of them don't compare to our local Lone Star Quiltworks. The Bees continue to work on individual projects, and are also working on a patriotic quilt to donate to Compassionate Care Hospice.

**Joyful Quilters** meet the first and third Tuesday night at 6:30 in room 1010 at First Baptist Church, College Station

### Kathy Ashley

Bee keeper



**Above, Sue Sprott and her sister, Gloria W. (from Palestine), display one of the quilts entered in the BBQG Quilt Show.**

## Area Quilt Shows

**Sept. 27-28 - BBQG Quilt Show at the Brazos Center in Bryan; 10:00 a.m. to 5:30 p.m. on Friday, and 10:00 a.m. to 5 p.m. on Saturday.**

Sept. 27-28 - Chisholm Trail Quilt Guild Show, Dell Diamond Heritage Center, Round Rock. For more information, see website at [www.ctquiltguild.org](http://www.ctquiltguild.org)

October 4-5 - Jewett Fall Frolic 2013 Quilt Show; Friday, Oct. 4 - 9 a.m. to 5 p.m. and Saturday, Oct. 5 - 9 a.m. to 4 p.m.; Jewett Civic Center, 111 N. Robinson, Jewett, TX 75846; Judged Quilt Show, Quilt Appraisals, Vendors, Scissor Sharpening; \$5 admission; [www.jewetttexas.org](http://www.jewetttexas.org)

October 17-19 - The Original Sewing & Quilt Expo is coming to Fort Worth, TX at the Will Roger Memorial

...continued on page 3



**Norma's Quilt Studio**  
 "Long Arm Magic"

310 Stony Hills Ct.  
 College Station, TX 77845

Quilts completed  
 in 3-5 weeks!

Norma Reel  
 njquilts@verizon.net  
 586-770-7166

continued from page 2...

Center. Daily admission is \$10 & the hours are 10 AM - 6 PM Thurs/Fri and 10 AM -5:30 PM Saturday. For more information: [www.sewingexpo.com](http://www.sewingexpo.com)

November 8 & 9, 2013 - The Buda Quilting Bee will be having a Quilt Show & Christmas Bazaar from 9 a.m. to 5 p.m. at the Onion Creek Senior Citizen Center in Buda, TX.

Sat., Nov. 9, 2013: Knights of Columbus Benefit for Local Charities and Quilt Show featuring "The Supper Quilt". 10:00 to 8:00. Admission is free. KC HALL, 22892 Mack Washington Road, Hempstead, Texas 77445. Questions? Call 979-826-8974



The quilt above, pieced by Robyn Barnes and quilted by Debbie Powell, both from Waco, has been entered in the Jewett Quilt Show (see dates and information on page 2).

**Minutes for BBQ Meeting**  
 Tuesday, September 10, 2013 at 7:00 p.m.

**Location:** Brazos Center

**Sherrill Johnson** called the meeting to order and then extended congratulations to our guild members who are winners in the Brazos County Quilt Show:

Sue Idol – Champion ribbon in Traditional Pieced category for her bargello quilt using hand-dyed fabrics, quilted by Linda Bridges.

Lynn McCartney – Champion ribbon in the appliqué category for "Floral Escapade" quilt, Champion ribbon for her "Blue Diamonds" quilt in the Mixed Media category, Champion ribbon in the Contemporary Category for her whole-cloth quilt "On a Clear Day I Could Quilt Forever", and Best of Show ribbon for her "Blue Diamonds" quilt.

**Introduction of the Evening's Program – Sherrill Johnson**

Connie Silber showed a slide presentation called Color Journey, a challenge by Certified Judges featuring 32 quilts (18-30" in width and 30" in length) made individually, but created so that when viewed side by side they create an undulating quilted panel.

**Start of Business Meeting:**

**Treasurer's Report:**

**Charlotte Simpson** gave the Treasurer's report of account activity for the past month. Current total assets are \$ 23,741.99 (\$11,994.25 in checking and \$11,747.74 in savings).

August minutes were approved as published in the Newsletter.

**Janice Kerlee, Chaplain with Compassionate Care Hospice** addressed the guild. She asked if the guild would be willing to make quilts for their use. They would like for each of their 7 nurses to have a quilt to cover the deceased once they have cleaned and prepared the body for viewing by the family. The quilt would be  
 ...continued on page 4

**Bridges Stitches**  
 Custom Quilts and Machine Quilting

908 Pershing  
 College Station, TX 77840  
[thebridges@suddenlink.net](mailto:thebridges@suddenlink.net)

Linda Bridges  
 (979) 696-3410

Peggy Cooper  
 (979) 828-3460



### Raffle Quilt - - Luci Smith

\$3,756 raised so far. Tickets totally \$396 were sold at the Brazos County Fair and Expo. That is the last time the quilt will be exhibited before the quilt show.

### Habitat for Humanity - - Nancy Searcy

Nancy needs more Welcome banners. It is preferred that the same pattern be used for all banners, or that they at least be all the same size of 12"x28". Kerry announced that the Embroidery Club at Lone Star Quilts will be making some banners. It was requested that we have a workshop, preferably on a Saturday.

*continued from page 3...*

retrieved after the funeral home loads the body into the hearse and would then be washed and reused. They prefer twin size or slightly larger quilts in red, white and blue fabrics because of the large number of veterans they serve. They would be willing to pay for fabric if necessary. Two quilts are already being worked on and three other individuals volunteered to each make a quilt.

### 2nd VP - Membership - - Debbie Ginn

Debbie reported that we had 70 members present, 1 new member and 2 visitors

### Sunshine & Shadows - - Lynn Thurston

Lynn sent out four cards - 2 congratulations to expectant grandparents, 1 sympathy and 1 anniversary

### Block of the Month - - Linda Winder

This month's block was Ohio Star and the blocks were won by Rowena Reed.

### Door Prizes - - Marty Fuller

Sue Spratt did door prizes in Marty's absence. They were donated by Teri Walker of Country Living Quilts, Sue Ryan and Delores Rydell and were won by Linda Novosad, Jeanette Pynes and Sue Kiel.

### Committee Reports:

#### Arts Council - - Mary Ann Durbin

The Arts Council will have their Celebrate the Arts Gala benefitting The Arts Council on Monday, September 16, at the College Station Hilton Hotel.

#### Care Quilts - - Luci Smith

177 quilts have been given out. We have added Scott and White oncology to the list of recipients for quilts. Preferred size is about 40x45.

### Quilt Education - - Carol Willson

Booneville Days will be coming up the week after the quilt show. She already has some volunteers to help.

### Military Squares -- Marian Dierschke

She has kits available for anyone wanting to make military squares.

### Quilt Show - - Betty Bugh

The Eagle did a great article for us in their 50 Plus section last week. The quilt show is full! We have 150 quilts - 11 of those are challenge quilts and 14 are king size. We also have as many vendors as we can squeeze in. We still need some volunteers to help and lists are being passed around.

Baskets for Basket Blitz are due now. Get your filled basket, a list of contents, a receptacle for tickets and \$5 for wrapping to Kim DeBona.

Next Wednesday, September 18, is the deadline to get items to Sue Idol for the White Elephant Booth. She needs time to sort and price everything.

Sue Spratt reported that she has a lot of people signed up for food, but she could still use more, especially on Saturday. We have a lot of people to feed - all the workers plus vendors (1-2 vendors per booth). There is no stove so bring food in a crockpot or with a warming tray. Finger foods, vegetables, dips, etc. are needed. There will be a microwave oven available as well as two refrigerators for storing food. Call Sue's cell phone if you need help in getting food into the Brazos Center. Don't go to the back door Thursday morning when the vendors are moving in.

Early quilt intake is Tuesday, September 24 from 10 a.m.- 2 p.m. at Jane Crouse's house. Quilts will be accepted on Thursday, September 26th at the Brazos Center from 7:30 a.m. until 9 a.m. Each quilt must be in a labeled cloth bag with hanging sleeve, or it will not

*...continued on page 5*





## Stitch Haven

1600 South Day Street  
Brenham, Texas 77833

(979) 836-3200

FAX (979) 836-3355

www.stitchhaven.com

stitchhaven@mail.com

*"For those who love quilting, needlework and fine fabrics."*

*continued from page 4...*

accepted. Connie is taking names for quilt appraisals. It costs \$40 per quilt and takes about thirty minutes.

Lynn has us covered on the publicity front. Dawn did the first KBTX interview. Nadine and Nancy will be at KAMU in the morning. We have two more KBTX spots as well as numerous Eagle ads. Lynn is trying to work a reciprocal arrangement with Texas Reds – we would hand out their brochures at our show if they will hand out information about our show.

**Dawn and Debbie Brooks** decorated the Brazos Center window with quilts and memorabilia from the six guild members who have passed away since our last show.

### 1st VP Programs - - Susan Kelly

In Susan's absence Sherrill announced that Bonnie Hunter will be the speaker for October. Her workshop is full, but you can call Susan to get on the waiting list. She will send out a supply list as soon as it is determined which workshop Bonnie will be doing.

### OLD BUSINESS:

Sherrill thanked all the volunteers who sat with the donation quilt at the Brazos Country Fair and Expo.

### NEW BUSINESS:

Teri Walker spoke to the group about **The Brazos Valley Barn Quilt Trail**. The goal is to have barn quilts all around the Brazos Valley. They have a Facebook page and a website is coming. Blocks can be any size, but it is recommended that you use outdoor lumber (marine grade) and outdoor paint. Linda Bridges' husband Mike is willing to make blocks to sell. Peggy Caldwell of the Marquez Chamber did a great article on our Barn Quilt Trail for the Jewett Messenger.

**Sat., Nov. 9, 2013:** Knights of Columbus Benefit for Local Charities and Quilt Show featuring "The Supper Quilt". 10:00 to 8:00. Admission is free. KC HALL, 22892 Mack Washington Road Hempstead, Texas 77445. 979-826-8974

There is a **new crafting retreat facility** in the Bryan/College Station area named "Land of Refuge". You can get information, and see pictures of the retreat center at <http://www.landofrefuge.com> or [www.facebook.com/LandOfRefugeRetreatCenter](http://www.facebook.com/LandOfRefugeRetreatCenter)

**Broke Spoke Retreat in Ferris TX**, is 20 miles south

of Dallas on Hwy 45. You can visit their website at <http://www.brokespokeretreat.com/> or check them out on FB brokespokeretreat.

**The Buda Quilting Bee** will be having a Quilt Show & Christmas Bazaar on November 8-9, 2013 from 9 a.m. to 5 p.m. at the Onion Creek Senior Citizen Center in Buda TX.

**The Jewett Fall Frolic Quilt Show is October 4-5.** Meeting adjourned with commencement of Show and Tell.

Respectfully reported by

**Betty Bugh**

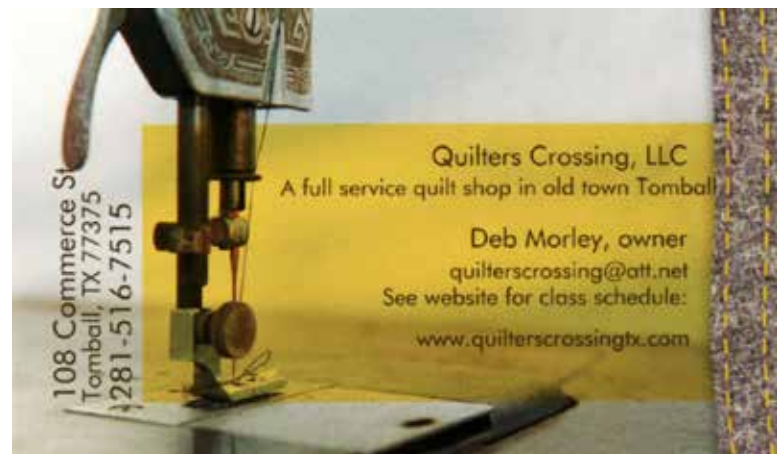
Secretary

### 2013 Officers:

President – Sherrill Johnson  
President Elect – Norma Reel  
1st VP Programs -- Susan Kelly  
1st VP Programs-elect – Ann Bay  
2nd VP Membership--Debbie Ginn  
2nd VP Membership-elect – Brenda Brown  
Secretary -- Betty Bugh  
Secretary Elect – Maggie McGuire  
Treasurer -- Charlotte Simpson  
Treasurer Elect -- Pat Patterson

### Committees and Chairs:

Arts Council - Mary Anne Durbin  
Beekeeper - Kathy Ashley  
Brazos Center Window - Debbie Brooks  
Block of the Month - Linda Winder  
Care Quilts - Luci Smith  
Challenge Quilts - Nadine Stuth  
Christmas Party - Sue Sprott  
Dallas Bus Trip - Sue Sprott  
Door Prizes - Marty Fuller  
Habitat for Humanity - Nancy Searcy  
Library - Sue Idol  
Newsletter - Anne Perry  
Quilt Education - Carol Willson  
Quilt Show - Co-Chairs: Debbie Schulz and Betty Bugh  
Raffle Quilt - Luci Smith (replacement needed in March)  
Scholarships - Becky Holloway  
Soldier Squares - Marian Dierschke  
Sunshine & Shadows - Lynn Thurston  
Summer Retreat - Rowena Reed  
Website - Chris Deppe  
Winter Retreat - Connie Silber



## AMISH-STYLE QUILT

You are encouraged to make a block-of-the-month for the BBQG and a block for yourself. At the end of this year you will have 12 Amish-style blocks to make your own Amish-style Sampler Quilt. Amish-style quilts are made of solid color fabrics. Amish-style quilts typically feature two or three dominant colors. An inner border is added to frame the quilt; a second border (twice as wide as the first) is added. Additional borders may be added as desired. A color already in the central design of the quilt is used in at least one border. Light colors and white are rarely used in Amish-style quilts.

Kona Cotton is a good choice for Amish-style quilts.

Mitering is rare in Amish-style quilts, as is bias binding.

**BLOCK OF THE MONTH: FLYING GEESE**

**OCTOBER, 2013**

### Cut:

1 – 7 ¼" orange square

4 – 3 ½" orange squares

2 – 4 ½" orange squares

4 – 3 7/8" black squares

1 - 6 ½" black square


2 – 4 ½" black squares

Sew: *Stitch a scant ¼" seam*

Using the 4 ½" squares, make four half-square triangles.

Draw a diagonal line on the wrong side of each 4 ½" orange squares. Layer a black square and an orange square (right sides together). Stitch a scant ¼" each side of the drawn line (see below). Rotary cut each pair of squares apart on the drawn line..

Sorry, points on bottom row were cut off in photograph.



Open, press toward black, trim to 3½" square.



## Make four Flying Geese:

Align two  $3 \frac{7}{8}$ " black squares (A) on opposite corners of the  $7 \frac{1}{4}$ " orange square, right sides together. Draw a diagonal line as shown in the illustration below. Stitch  $\frac{1}{4}$ " each side of the line. Cut apart on the drawn line.

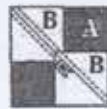
Open the two sides. Press toward the orange to form a "heart" shape.

On the remaining corner of each of these units align the remaining  $3 \frac{7}{8}$ " black squares.

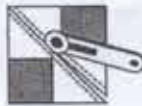
Draw a line to the corner and stitch  $\frac{1}{4}$ " each side of the line. Cut on the line and press. You now have 4 flying geese.

## technique

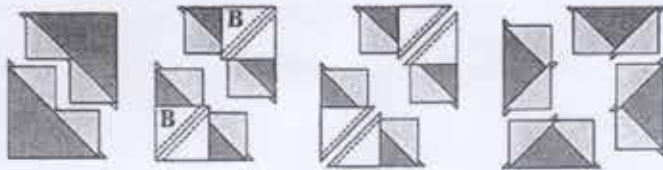
**Fast Flying Geese.** Align 2 B's on opposite corners of an A, right sides together. Draw a diagonal line as shown and then stitch  $\frac{1}{4}$ " out from both sides of the line. Cut apart on the marked line.



Open out the B's and press the unit.



On the remaining corner of each of these units, align B's. Draw a line from corner to corner and sew  $\frac{1}{4}$ " out on both sides of the line. Cut on the marked lines, open the B's and press.



Make 112

Each set of 1 A and 4 matching B's makes 4 Flying Geese.

Draw diagonal lines on each of the  $3 \frac{1}{2}$ " orange squares. Place a  $3 \frac{1}{2}$ " orange square on opposite corners of the  $6 \frac{1}{2}$ " black square. Stitch on the diagonal line. Trim seam to  $\frac{1}{4}$ "; press toward orange. Place  $3 \frac{1}{2}$ " black squares on the other corners; stitch, press, and trim as before.

Stitch half-square triangles to flying geese as shown in picture: top and bottom.

Stitch flying geese to the center square as shown.

Assemble as indicated in the sample picture. Press seams toward black on top and bottom rows. Press seams toward center in middle section.

The block should measure  $12 \frac{1}{2}$ " square.

If you are the winner of the BBQG blocks, and the blocks vary in size more than  $\frac{1}{4}$ ", add 2 to 2  $\frac{1}{2}$ " borders to each block and re-cut to desired size.