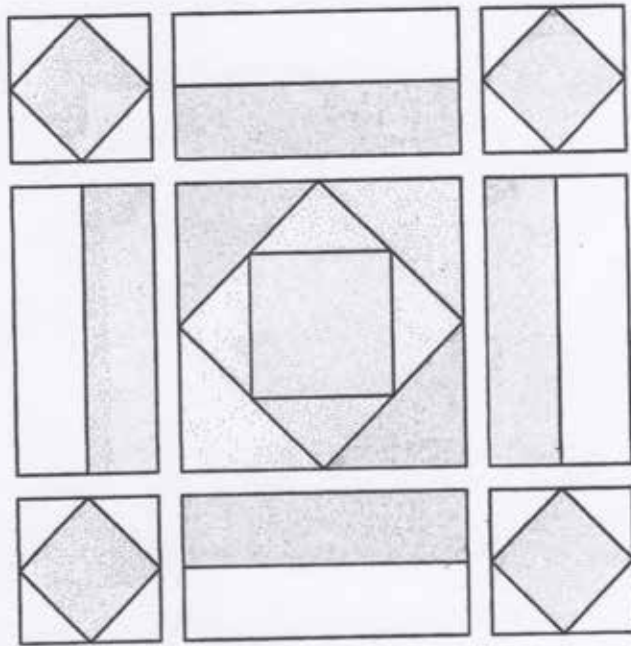


This block is due on June 10, 2014.

Union Hall
From "The Union Quilters"
By Jennifer Chiaverini
Due June 10, 2014



...continued on page 8


Union Hall

Center sq.

From the red cut---1- 3 1/2" sq.

From the blue cut ---1-4 1/4" sq. Cut diagonally both way, sew the triangles to the red center piece

To make a 4 3/4 sq.



From the gold & green, cut 1- 4" sq from each
Cut diagonally once. Sew to the 4 3/4" blue
& red sq. Sq to 6 1/2" if needed.

Cut 1 strip from red, blue 13" x 2"

Cut 2 strips from bkgrd 13" x 2" sew blue, red to
The bkgrd fabric--cut each in half, making
2-6 1/2" strips.



Corner stones--from the red, cut 4--2 1/2" sq.


From the bkgrd cut 8--2 1/2" sq. cut diagonally once.

Sew to red sq on each side. Trim to 3 1/2"



Sew the corner blocks to the ends of red & bkgrd strips

Sew the blue & bkgrd strip to sides,
then the red & bkgrd to the other sides.



Happy Sewing!!!!