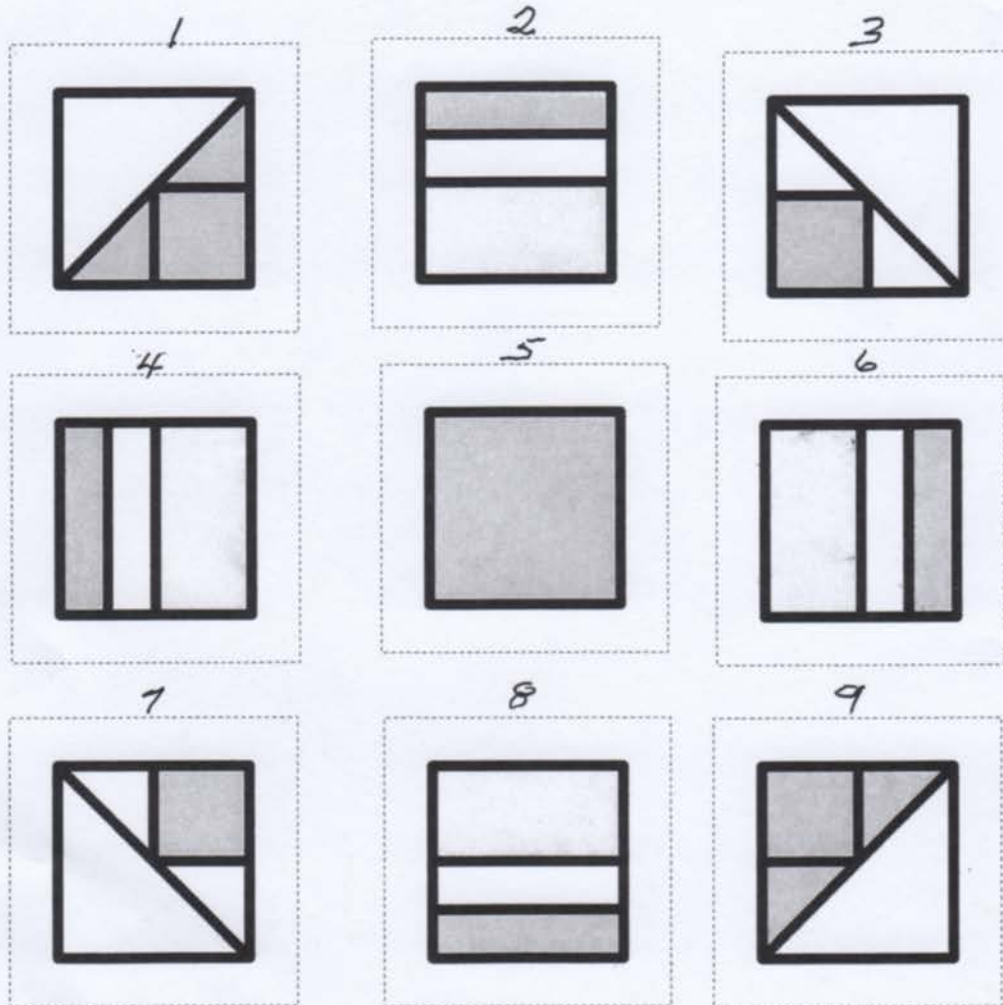


This block is due on July 8, 2014.

Due July 2014  
"Jonathan's Satchel"  
From the book "The Union Quilters"  
By Jennifer Chiaverini



Pattern for "Unnamed" as 3.000 by 3.000 (inches) block, printed from EQ7!

Center

From the dark blue floral---

Cut 1 sq 4 1/2" x 4 1/2"

2-4-6-8 sq's

Cut 1 Light green strip-----2 1/2" x 20"

Cut 1 Bkgd strip ----- 1 1/2" x 20"

Cut 1 dark red floral strip-----1 1/2" x 20"

Sew together to make a strip--- 4 1/2" x 20"

Sub cut to make 4- 4 1/2" x 4 1/2" block's  
(there will be some left over)



1-3-7-9

From the dark red floral cut 4- 2 1/2" sq's

From the darker green cut-- 2-3" sq.


Cut diagonally once.

To make 4- half sq triangles.

From the gold cut -----2- 3" sq.

Cut diagonally once.

To make 4-half sq triangles.



From the bkgd cut----- 2 --5" sq's

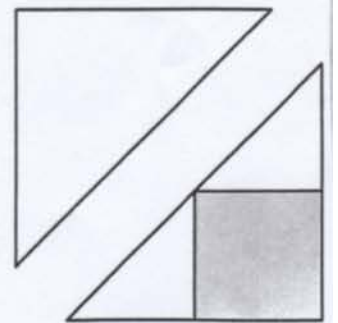
Cut diagonally once

To make 4 half sq triangles for the corners

Sew 2 small triangles to each 2 1/2" sq.

Sew the larger half sq triangle  
to the previous triangles

Making a 4 1/2" block sew together  
using graft on 1<sup>st</sup> page.



**HAPPY SEWING!!!!!!!**