


GETTYSBURG

12 1/2" unfinished

From the book "The Union Quilters"

By Jennifer Chiaverini




Cut 4 ~~3 1/2~~ ^{3 3/8} squares
From the blue fabric
For the side squares

Cut 1 ~~3 1/2~~ ^{3 3/8} square
From the red fabric
For the center square

To make 5 squares in a square:


Cut 10-----3" squares from bcgrd
2-----3" squares from gold
2-----3" squares from light green
Cut each in half diagonally.



For the corners:

Cut 4-----2 1/2" squares from dk green

Cut 2 -----5" from the red fabric
Cut each in half diagonally
For corner triangles'



HAPPY SEWING!!!!!!