



Bits and Pieces

Brazos Bluebonnet Quilt Guild Newsletter

Volume 36, No. 4, April, 2014

Anne Perry, Editor Michaelae Jackson, Co-Editor

BBQG President's Message – April, 2014

Welcome to March...hello Spring, I have been waiting for you! So many exciting things happening this month for our guild. Our very own, Connie Silber is our speaker for our April 8th meeting (Memory Quilt) and has a workshop for us to attend on April 9th. Isn't it exciting to be part of such a fun group?

We are a fun group with lots going on for each and everyone of us. However, we are human, so we tend to worry. It may be as simple as we worry about our time, our quilts, our fabric, our colors, our space and/or our UFOs. However, it is a nasty habit to get into and then we start worrying about our children, our family, our decisions, our money, etc., etc.

Each morning my boss at our dental office starts our day with a daily devotional and as I listened it helped me in dealing and coping with my worry so I wanted to share it with you.

Why Worry?

Continue praying, keeping alert,
and always thanking God.

COLOSSIANS 4:2

Two words summarize Christ's opinion of worry: irrelevant and irreverent.

"Can all your worries add a single moment to your life? Of course not" (Matt. 6:27 NLT). Worry is irrelevant. It alters nothing. When was the last time you solved a problem by worrying about it? Imagine someone saying, "I got behind in my bills, so I resolved to worry my way out of debt. And, you know, it worked! A few sleepless nights, a day of puking and hand wringing. I yelled at my kids and took some pills, and—glory to worry— money appeared on my desk"

Excerpt From: Lucado, Max. "Grace for the Moment Volume II." Thomas Nelson, 2010-05-28. iBooks.

Scarlet O'Hara gave us some similar advice when she said, "Tomorrow is another day." Remember this the next time you are lying awake, worrying and fretting. Go to sleep. Trust that the things you're worrying about will look different, clearer, and easier in the fresh light of day. Really knowing and believing this was like taking a much-needed natural sleeping pill for me. And true to form, with the sunrise and a hot cup of coffee the following morning, everything seemed possible and much more manageable.

Hopefully, this will be a blessing to you as much as it was to me.

Norma Reel

President, BBQG

April Board Meeting Notice

Board Meeting will be Monday, March 31 at Hobby Lobby -- Time: 6:00pm

**Welcome to March's New Member:
Susan Beasley**

Terry Skrabanek
Owner

Exquisite Fabrics & Classes
Notions Patterns Books
Authorized BabyLock Retailer
Handi Quilter Rep

LONE STAR Quiltworks

4301A S. Texas Ave.
Bryan, TX 77802
www.lonestarquiltworks.com

(979) 595-1072
FAX (979) 595-1074
lonestarquiltworks@suddenlink.net

**THANK YOU JEANNE RIERSON FOR MAKING THE
DALLAS QUILT SHOW TRIP
A SUCCESS! HEARD LOTS OF GOOD THINGS FROM
SO MANY -- GREAT JOB!**

**THANK YOU AND BIG HAND OF APPLAUSE FOR
OUR NEWEST VOLUNTEERS:
THANK YOU FOR STEPPING UP....**

**Donation Quilt for 2015 --- Teri Walker/Piecing &
Linda Bridges/Quilting
2015 Quilt Show Chair --- Rebecca Tucker
Scholarship Committee -- Ettie Hurst**

**OUR VOLUNTEERS MAKE OUR GUILD WORK!
PLEASE, PLEASE
IF YOU ARE NOT CURRENTLY VOLUNTEERING --
LOOK INTO YOUR
HEART AND SEE IF YOU CAN'T FIND SOME MORE
SPACE FOR THE
CURRENT OPENINGS WE NEED HELP WITH SO
THAT WE CAN GIVE
BACK TO OUR COMMUNITY.....**

Openings for positions in BBQG --

**Raffle/Donation Quilt (to replace
Luci) --- NOW**

Secretary Elect for 2015

BBQG Summer Retreat

The summer quilt retreat, June 19-22, 2014 at SMITHVILLE is full. If you would like to be on the waiting list, you can sign up at the next guild meeting.

Rowena Reed

Door Prizes

Door prizes for guild meetings are donated by guild members and businesses. If you have something you would like to donate, please contact Marty Fuller by phone 979-774-3759 or e-mail martha7fuller@gmail.com. Or bring door prize to the monthly meeting.

Our door prize box is almost empty so any donations will be appreciated.

Thank you,
Marty Fuller

Quilting Bee Frame Needed

Marty Fuller is teaching 16 ladies at the Lincoln Center to quilt. They are working on lap quilts now but would like to make larger quilts and start having Quilting Bees and need a frame.

Does any one have a frame they would like to donate or loan or sell to the center? Please call (979-774-3759) or e-mail (martha7fuller@gmail.com) .

Area Quilt Shows

April 25-26 -"Quilting is FANTastic"; Presented by Gun Barrel Quilters Guild of Mabank, Texas; Location: 915 S. Palestine St., Cain Center, Athens, TX; Friday, 9-5; Saturday, 9-4. For more information: www.gunbarrelquiltersguild.org

October 3 & 4 - Jewett Fall Frolic Quilt Show - Jewett Civic Center, 111 N. Robinson, Jewett, TX 75846. Judged quilt show, quilt shops, quilt appraisals, scissor sharpener, old-fashioned bed turning, quilt auction baskets. For more information, call: 903-626-4202; on Facebook: www.facebook.com/fallfrolicquiltshow.



The quilt recently donated to Hospice which is above was pieced by JoAnn Williams and **quilted by Lynn McCartney**. JoAnn asked that Lynn be given credit in this newsletter.

Norma's Embroidery & Quilt Studio

Norma Reel

Niquilts@verizon.net
586-770-7166

310 Stony Hills Ct
College Station, TX 77845



Habitat For Humanity Welcome Banners

Many thanks to our members and friends who attended the Habitat for Humanity workshop: Mary Anne Durbin, Marian Dierschke, Charles Gilreath, Michael Jackson, Sherrill Johnson, Melody Nelson, Linda Ralston, Jane Riggs, Susi Schamp, and Kerri Smith. Marian, Charles, Jane, & Sherrill have already turned in banners!!! Thank you to Lynn Thurston who recently turned in two banners, too! We will try to have another workshop in the Fall 2014 or Winter of 2015.

Last year 22 homes were dedicated with families moving into beautiful new homes. We donated a banner to each of those families. Thank you all for your support in this community effort.

I would also like to thank Terry Skrabanek and the staff of Lone Star Quiltworks. Terry let us meet at the store and made us feel so welcome as we sewed and chatted. Thank you!!

Nancy Searcy
Habitat for Humanity Committee Chair



the Celtic Quilter

PATRICIA LOPES


12422 BENT PINE DRIVE
CYPRESS, TEXAS 77429
713-203-6259
BY APPOINTMENT

PROFESSIONAL LONGARM
QUILTING SERVICES

T-SHIRT QUILTS - MEMORY QUILTS
SUPPLIER OF SUPERIOR THREADS
& GADGET GIRL RULERS

AUTHORIZED NOLTING DEALER & HOBBS DISTRIBUTOR

TRISH@CELTICQUILTER.COM WWW.CELTICQUILTER.COM



Bridges Stitches
 Long Arm Quilting Service
 Linda Bridges
 908 Pershing
 College Station TX 77840
 H(979) 696-3410 C(979) 255-0570
 lindabridges75@gmail.com

2014 BBQG Speaker/Workshop Information and Schedule

There are still spaces in Connie Silber's workshop on April 9 - Deconstructing and Reconstructing Clothing for Quilts. We've been waiting for another "Connie workshop" for several years as we have not wanted to over-use her. The supply list is posted on the website or members can call me at 979-595-6603, and I will send a copy.

May's workshop with Marcie Wendrock will be her "Tickled Pink Stars" wall hanging - May 14. I am still waiting for her supply list. The pattern looks like it would also make a wonderful Quilts of Valor, with different colors and an extended size. Her workshop sign-up sheet will be available at the April meeting or members can contact me by phone or email.

April 8 - Connie Silber - "Deconstruction and Reconstruction" - Room 102, Brazos Center

April 9 - Connie Silber - "Quilts from Old Clothes", 9-3 - Assembly IV, Brazos Center

Note: May and June speakers/workshops may be switched)

May 13 - Marcie Wendrock - Reproduction Quilts - Room 102, Brazos Center

May 14 - Workshop, 9-3 - Assembly IV, Brazos Center

June 10 - Malka Dubrawsky - The Modern Quilt - Room 201, Brazos Center

June 11 - Workshop, 9-3 - Assembly IV, Brazos Center

July 8 - Cynthia Collier - The Baltimore Quilt - Room 102, Brazos Center

July 9 - Workshop, 9-3 - Assembly IV, Brazos Center

Aug. 12 - Lola Jenkins - Trunk Show - Room 102, Brazos Center

Aug. 13 - Workshop, 9-3 - Assembly IV, Brazos Center

Sept. 9 - TBA - Room 102, Brazos Center

Oct. 14 - "Mini" Quilt Show & Pot Luck Dinner - Assembly IV, Brazos Center

Nov. 11 - TBA - Room 102, Brazos Center

Dec. 9 - Christmas Party & Pot Luck Dinner - Assembly IV, Brazos Center

Find website links on the BBQG website at <http://www.bbqg.org/calendar.html>

Susan Kelly

First V-P, Programs

Minutes for March BBQG Meeting

Tuesday, March 11, 2014 at

Location: Brazos Center

1. Welcome: **Norma Reel**

The meeting was called to order by Norma Reel at 7:00. Susan Kelly introduced our program for the night, A Trunk show by Jackie Hillman of Brenham entitled, "The Goose is Loose on the Farm". Jackie entertained us with her beautiful quilts featuring her technique for making flying geese blocks going every which way and divided and put back together in new combinations. While they all looked completely different, if you looked closely enough you could always find the flying geese.

2. Budget: **Pat Patterson**

Pat presented the treasurer report. We started with \$26,771.79 in our account and ended the month with 19,252.84. Major bills for the month were finishing up the bills from the Dallas bus trip and winter retreat.

3. Minutes: A motion was made by Linda Bridges to approve the minutes as read and seconded by Kerry.

4. Membership: **Brenda Brown**

We had five new visitors, Ann Moore, Caroline Sands, Linda Rawlston, Nancy Flower and Jan Mac. A new member, Susan Beasley was introduced. We had 73 members in attendance.

It was noted that 45 members have not paid their dues for this year and will be dropped from the list on March 20th.

5. Sunshine & Shadows : **Lynn Thurston**

Lynn sent 5 cards to members this month.

...continued on page 5





Stitch Haven

1600 South Day Street
Brenham, Texas 77833
(979) 836-3200
FAX (979) 836-3355
www.stitchhaven.com
stitchhaven@mail.com

"For those who love quilting, needlework and fine fabrics."

continued from page 4...

6. Block of the Month: **Charlotte Wilson**
The squares were won by Elaine Lorance. Linda Bridges will be subbing for Charlotte next meeting. Charlotte is going to her mothers 100 th birthday party!

7. Door Prizes: **Marty Fuller**
Door prizes were donated by Nancy Searcy, Country Living Quilts, Sue Sprott, Gloria Warren and Lone Star Quiltworks. Winners were Brenda Brown, Barbara Nex, Kathy Sharp and Benetta Ebel. Sweet treats were presented to the following birthday babes.

- Anny Bay
- Sharon Braunagel
- Diana De Francesco
- Judy Hubnik
- Benda Lessor
- Pixey Mosely
- Pat Patterson
- Rebecca Tucker
- Linda Winder

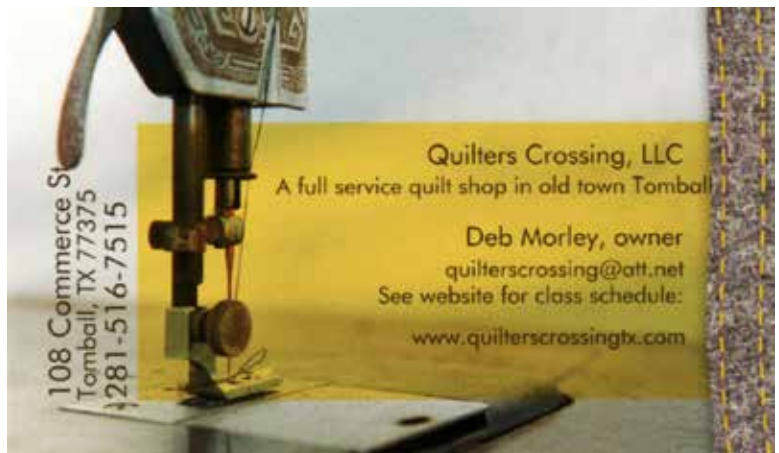
8. Committees:

- Arts Council: **Mary Ann Durbin**
No report
- Bee Keeper: **Kathy Ashley**
No report
- Brazos Center Window: **Debbie Brooks**
No report
- Care Quilts: **Luci Smith**
No Report - Norma read Thank you note received. Care Quilt workday will be June 10
- Raffle Quilt: **Luci Smith/Jo Ann Williams**
Raffle/Donation quilt will be at the First Friday on April 4th
- Challenge Quilt: **Nadine Stuth**
No report
- Habitat for Humanity: **Nancy Searcy**
Habitat workshop was a huge success. I apologize but I lost track of everyone who attended and brought their welcome banners to the meeting. They were beautiful.
- Library: **Sue Idol**
Sue brought lots of books to check out and a wealth of free materials. Please give Sue a call if

you would like to come to her home to check out books. Her information is on the website.

- Newsletter: **Anne Perry**
Information for the newsletter must be to Anne by the 20th to get in the newsletter.
 - Website: **Chris Deppe**
No report
 - Quilt Education: **Carol Willson**
A group of members spent two days at Washington on the Brazos demonstrating a variety of quilting techniques. Carol Willson demonstrated hand quilting on a frame, Lucy made bowtie blocks on her 1899 hand crank sewing machine, Maggie demonstrated hand piecing of Ohio Star Blocks and Laverne made yo-yos. Debbie sold tickets for the raffle quilt.
 - Summer Retreat: **Rowena Reed**
The retreat is full and there is a waiting list.
 - Winter Retreat: **Connie Silber**
Is scheduled for 5-8 of February 2015. There will be an additional 12 spaces available.
 - Scholarships: **Ettie Hurst**
No Report
 - Soldier Squares: **Marian Dierschke**
Had kits for people to take home.
 - Dallas Bus Trip: **Jean Rierson**
Everyone reported that they had a good time and were pooped on the trip home.
 - 2015 Quilt Show: **Rebecca Tucker**
The new quilt show chairperson is Rebecca Tucker. Thank you Rebecca.
 - Programs: **Susan Kelly**
April 8, 2014 Connie Silber - The Memory Quilt
April 9, 2014 Workshop 9-3 - Assembly IV
- Ann Bay asked for input so she can begin to plan the 2015 workshops. Call her at 693-6552 if you would like a special topic or speaker.

- 9.Old Business: **Norma Reel**
The 2015 Raffle quilt is being made by Teri Walker and Linda Bridges will machine quilt it. Position Open NOW, Raffle/Donation Quilt for Luci Smith. Norma appealed for someone to take on this position. Linda Bridges mentioned that Luci has been doing it a long time and someone needs to step up please.
...continued on page 6



continued from page 5...

We still need a secretary for next year.

10. New Business: **Norma Reel**

11. Show & Tell: **Membership**

Many lovely projects and stories were shared by the membership. The Happy Scrappers showed off the 30 receiving blankets they made for the Central Baptist Church Nursery. These were given in thanks for allowing their group to meet there.

12. Close: **Norma Reel**

Norma adjourned the meeting after thanking Pat for picking her up and carrying her things so she could come to the meeting. Norma had to have an emergency appendectomy recently. What a gentleman!

Respectfully submitted by

Maggie McGuire

Secretary



Quilt Education Report

Photos here are from Washington on the Brazos, March 2, 2014. The people who attended were Luci Smith, Maggie McGuire, Laverne Ondrasek, Debbie Ginn, and Carol Willson. (Photos by Debbie Ginn)

The pictures on page 7 are children in the Brazos Valley Home School group, making patchwork squares for pillows in December. 18 children took part, and all did a wonderful job! Thanks to our many volunteer helpers, BBQG members and parents of the children.

Carol Willson

Qu-ed Chair





Geoffrey Thiel, graduate of A&M, collected bow tie blocks for many years and finally put them together into a top. His work was displayed on March 2 at Washington on the Brazos.



The other students and families were from the Brazos Valley Home School group attending December classes in patchwork squares and pillow construction. (Photos by Carol Willson)




This block is due on
April 8, 2014.

March 10, 2014
12 1/2" unfinished block
Farm in the valley from
Jennifer Chiaverini-
"The Union Quilters."

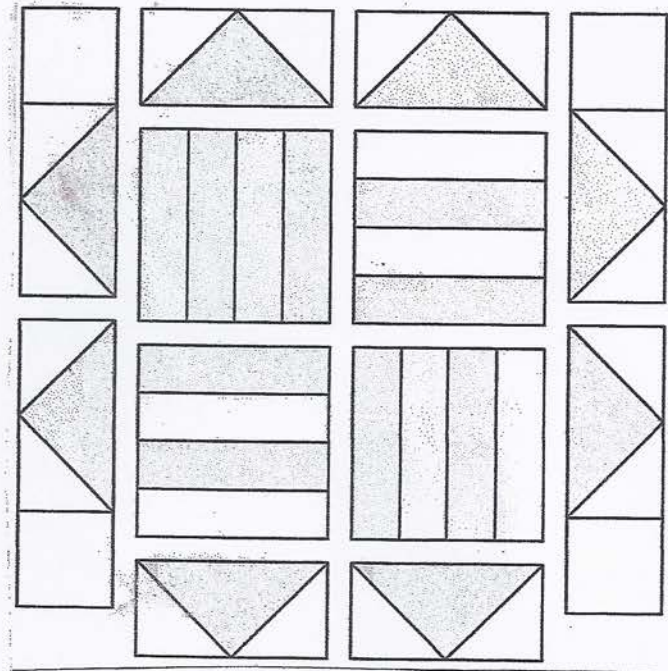
Center squares

4 blue &,
4 gold &,
8 red strips----1 1/2" X 4 1/2"
Sew together to make 4--4 1/2" X 4 1/2" squares



Cut 20--2 1/2" squares from bkgrd fabric.
(4 for the corners & 16 for flying geese.)

Make 4-dark brown & bkgrd flying geese
2 1/2" X 4 1/2"
Make 4-light brown & bkgrd flying geese
2 1/2" X 4 1/2"



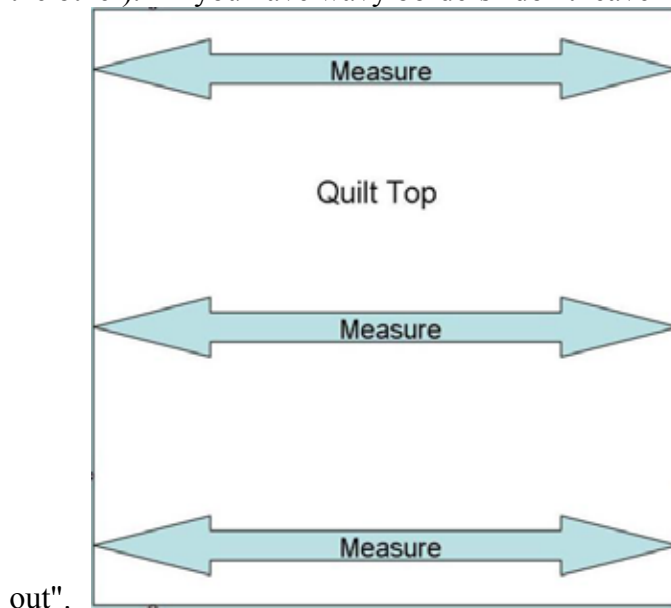
We are presenting this here (with permission of the authors) to help BBQG members who could not attend the February meeting.

Preparing A Quilt for Long Arm Quilting

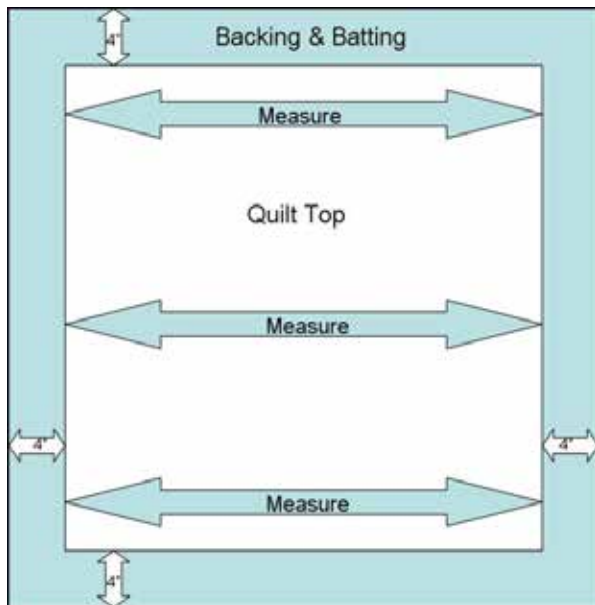
Presented by Norma Reel and Linda Bridges for the BBQG Meeting on 2/11/14.

Helpful tips to ensure a better end result with your quilt while helping to reduce the possibility of unnecessary extra work for your quilter and extra costs to you. Quilting on a long arm frame is very different from quilting on a domestic machine.

- Please piece carefully. Longarmers cannot quilt out bubbles and pleats that have been pieced. If your quilt is wonky to begin with, most likely it will come back that way as well.
- The quilt top needs to be a "clean" top with all loose threads removed and or clipped. Any extra time the quilter spends working on your quilt removing loose threads, etc. a charge will apply.
- Make sure that all seams are stitched securely. When the quilt is loaded onto the rollers the fabric is kept taut so if the seams are not strong and accurate they will pull apart. (It's a good idea to take into account the thread color you are piecing with verses using whatever is handy. (For example, purple thread used to piece white fabric and white thread to piece black fabric -it's not pretty when seams pull apart!) Also inspect your quilt for any seams which have come loose, and repair them. Longarm quilters quilt at high speeds, and any holes or open seams can catch on a machine's foot and rip the quilt.
- If you want to embellish your quilt top with beads, buttons, or other objects, wait until the quilt comes back from the quilter. The quilter cannot quilt through these items and the quilt will not lay flat and straight.
- Take the time to square your quilt top, batting and backing – **just can't stress this enough!** Many times it is not obvious to the longarm quilter until the quilt is fully loaded on the machine rollers. In some cases it will require extra work for the quilter to unload, square and reload and most likely they will charge you to do so.
- For flat borders, measure your quilt center in three places as shown in the diagram below...1) where the border will be sewn on 2) down the center and 3) the opposite side of the quilt then take the average -this will give you a consistent accurate measurement for the opposing borders. Pin borders on, stitch and press. (When stitching your borders on, consider using a dual-feed/walking foot on your sewing machine to help pull both the quilt center and border fabric at the same time avoiding either from stretching more than the other). If you have wavy borders--don't leave it for your quilter to "quilt it



- All seams on the quilt top and back must be pressed.
- Back seams should be 1/2" and pressed open.
- Remove any selvages – they do not stretch and can cause blocks or backings to not lie flat.
- Trim all loose threads – you do not want to see dark thread tails lying behind lighter fabrics!
- Backing and batting must be at least 6-8" longer and 6-8" wider than the quilt top. This allows the quilter to attach grips to the sides of the quilts to help distribute tension on the quilt evenly...if less, the grips will get in the way of the machine when close to the edge of the quilt. I also recommend the backing and batting be fairly close to the same size, if backing is much larger than the batting the tension grips can only grip the back fabric and because of their weight can cause the quilt sides to sag resulting in uneven tension.



- Before purchasing batting check with your quilter as they may have batting type restrictions. Some battings perform better than others on a long arm. If you do provide your own batting, make sure it is at least as big as the quilt backing. There is nothing worse than running short of batting, except running out of backing fabric.
- To prevent uneven shrinkage, if you have washed your quilt top, you should wash your quilt back.
- If you have a heavily pieced border stay-stitch 1/8" in from the edge around the perimeter of the quilt to prevent seams from unraveling and/or stretching.
- Do not baste layers together. Top/batting/backing should be neatly folded separately and placed in a bag or pillow case to protect.
- Identify the top of your quilt with a safety pin if you have a preference.
- If your backing material is directional, identify the top with a safety pin as well.
- Most quilters also charge by the square inch so it is also beneficial to measure all four sides of your quilt (also a double check that quilt is square) and write down the measurements when you deliver your quilt.
- Last but not least, press your quilt top, press your backing and deliver to your quilter a crisp well prepared quilt top.

Sources of Information:

Norma Reel
 njquilts@verizon.net
 586-770-7166 (cell)

Linda Bridges
 lindabridges75@gmail.com
 979-255-0570 (cell)